



Investment Report November 30, 2021

Rafiu O. Ighile
Director of Finance
Department of Finance
3430 Court House Drive
Ellicott City, MD 21043

Department of Finance

Investment Report As of November 30, 2021

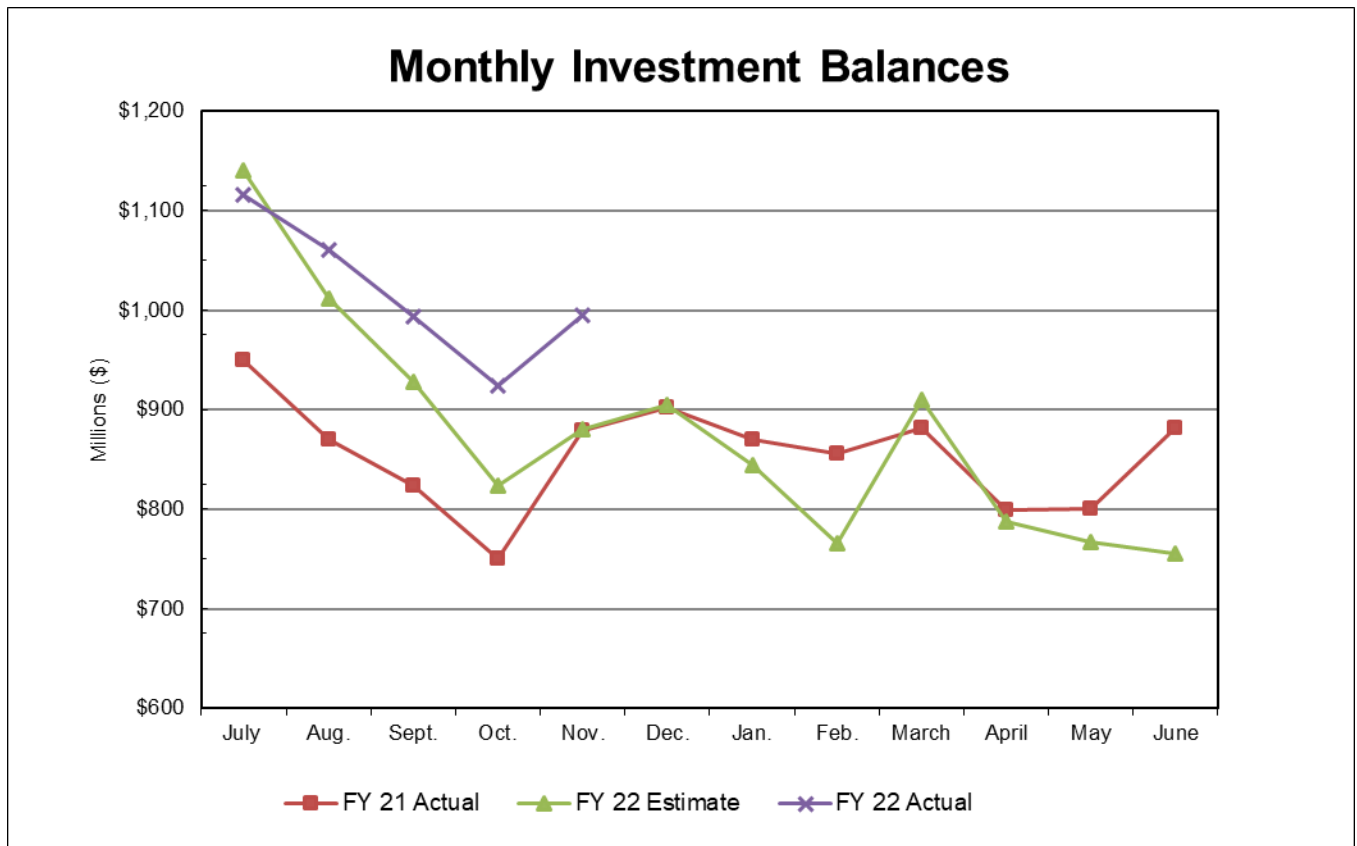
Investment Policy:

Howard County, Maryland invests public funds in a manner that will conform to all State of Maryland and County statutes governing the investment of public funds while meeting its daily cash flow demands and providing a return that most closely matches the three-month Treasury bill yield.

Summary of Portfolio Composition:

	<u>CURRENT MONTH</u>	<u>PRIOR MONTH</u>
General Fund	\$638,158,879	\$567,581,345
All Other Funds	<u>\$356,452,875</u>	<u>\$357,135,087</u>
Total Portfolio	\$994,611,754	\$924,716,432

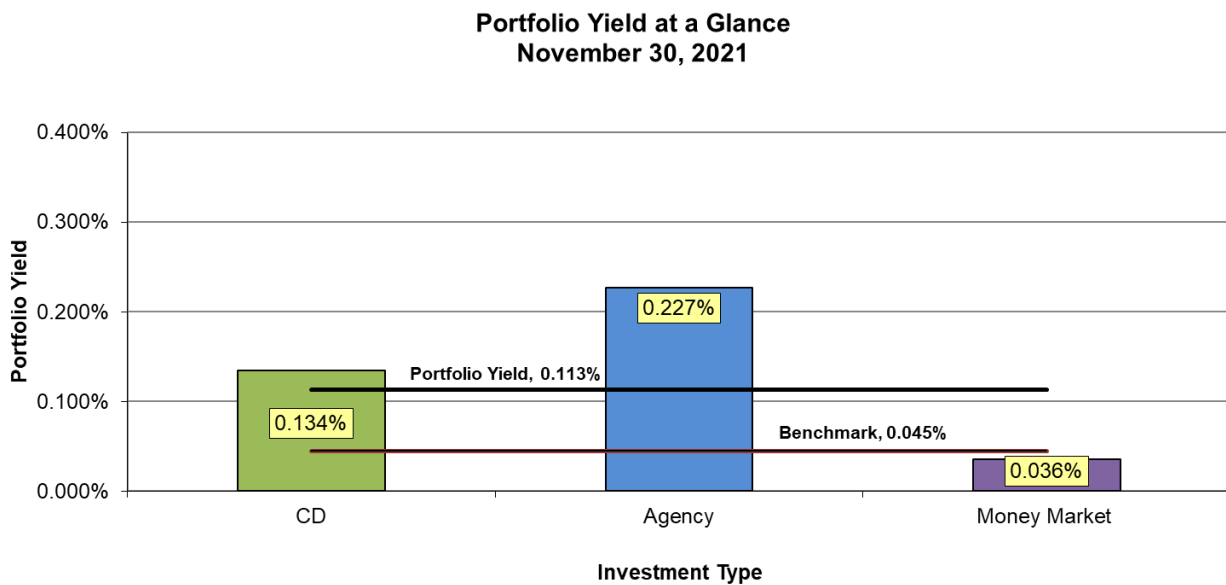
The total portfolio balance increased by \$69.9 million from the previous month. This increase represents the strong income tax revenues collected. The County did not break any investments this month and never has. The investment allocations as shown on page 4 were consistent with the County Investment Policy.



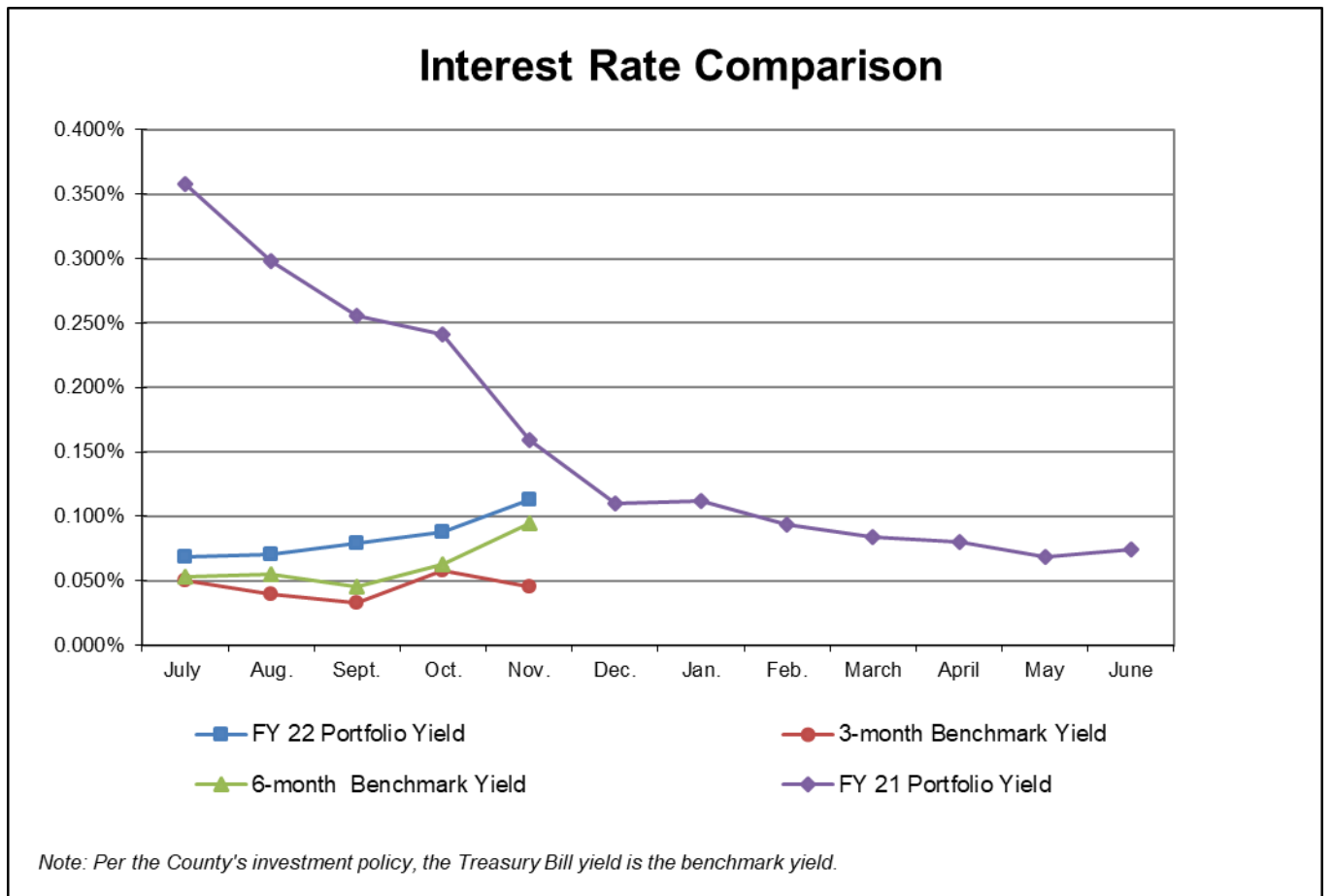
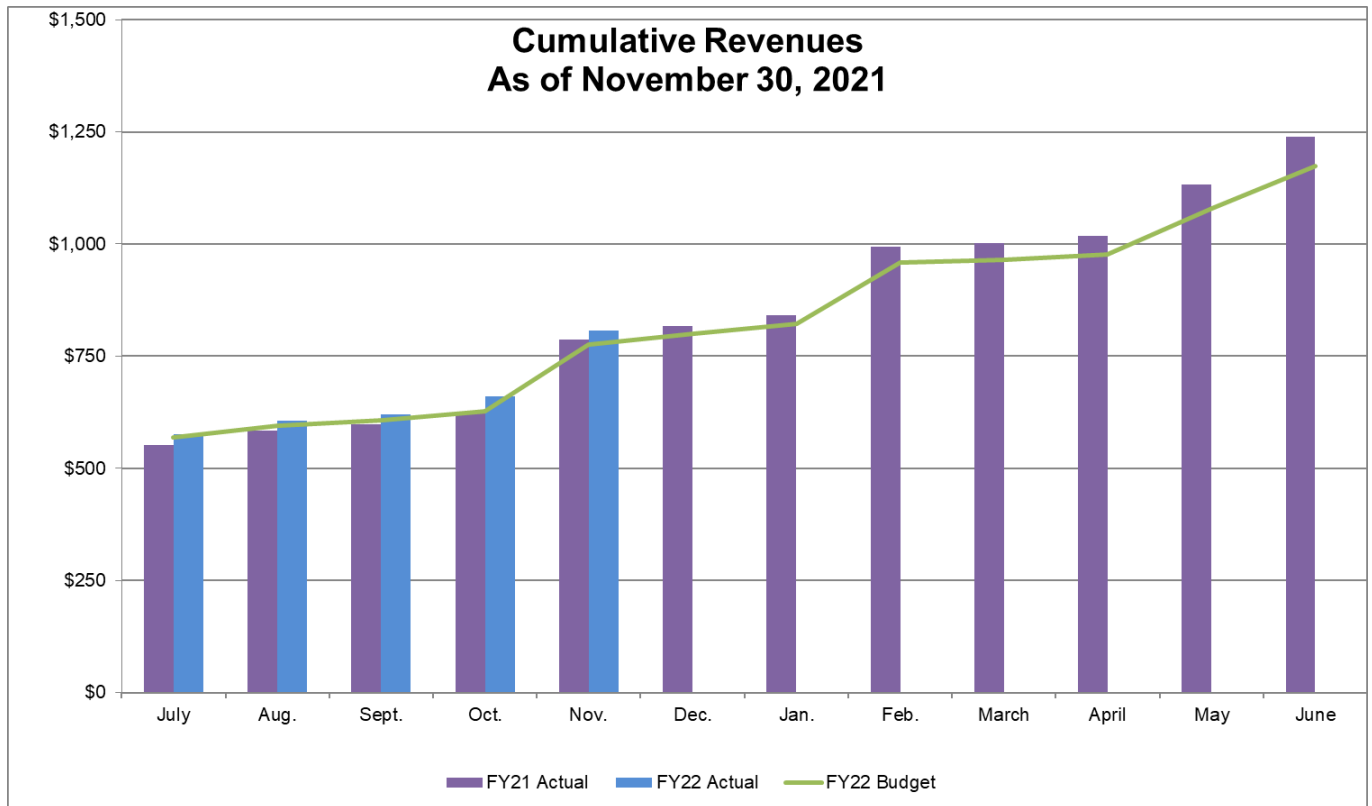
Analysis:

	<u>CURRENT MONTH</u>	<u>PRIOR MONTH</u>	<u>WEIGHTED AVERAGE FOR 3 MONTHS ENDING NOVEMBER 30, 2021</u>
Portfolio yield	0.113%	0.088%	0.093%
Three Month Benchmark yield	0.045%	0.058%	0.045%

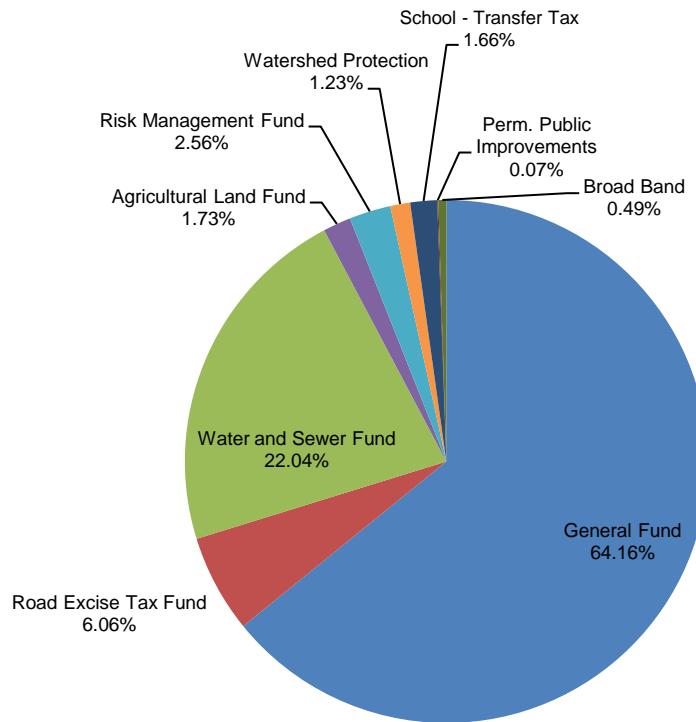
As of November 30, 2021, the average weighted maturity of the portfolio was 163 days.



Current Market and Year-Over-Year Comparison:



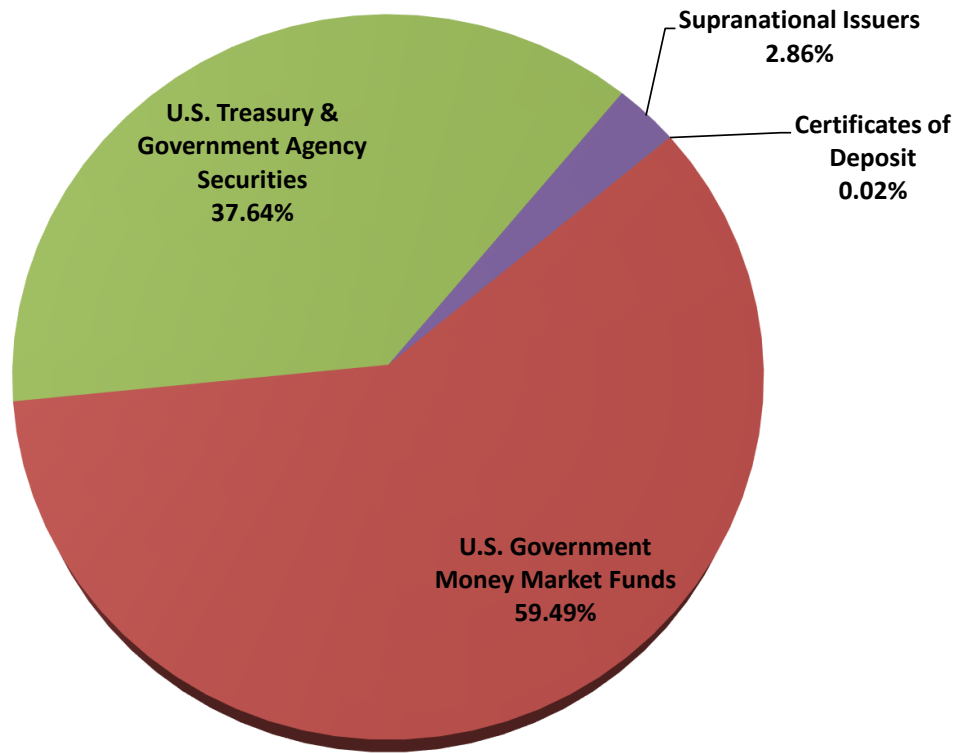
**Investment by Fund
As of November 30, 2021**



	Investment Allocation As of 11/30/2021	FY 21 Interest Income* Actual	FY 22 Interest Income Budget	FY 22 Interest Income* As of 11/30/2021
General Fund	\$ 638,158,879	\$ 2,545,777	\$ 400,000	\$ 1,187,331
Road Excise Tax Fund	60,248,609	90,984	31,261	20,670
Water and Sewer Fund	219,242,745	1,051,435	530,000	381,016
Agricultural Land Fund	17,176,689	58,297	6,772	29,017
Risk Management Fund	25,497,922	115,316	38,500	44,128
Watershed Protection	12,257,081	50,959	13,350	18,780
School - Transfer Tax	16,462,000	16,939	-	2,061
Perm. Public Improvements	684,247	1,102	842	240
Broad Band	4,883,582	24,310	-	8,513
	<u>\$ 994,611,754</u>	<u>\$ 3,955,118</u>	<u>\$ 1,020,725</u>	<u>\$ 1,691,756</u>

* Reported on a budgetary basis.

Investment by Type as of November 30, 2021



See diversification schedule below

Diversification Levels for Authorized Investments

	Authorized Percentage	Actual Percentage ⁽²⁾	Actual Amount
U.S. Treasury & Government Agency Securities	90%	37.64%	374,363,988
Repurchase Agreements	90%	0.00%	-
U.S. Government Money Market Funds	60%	59.49%	591,671,830
Municipal Securities & Municipal Mutual Funds	40%	0.00%	-
Supranational Issuers	40%	2.86%	28,426,460
Commercial Paper	10%	0.00%	-
Certificates of Deposit	5%	0.02%	149,476
		<u>100.00%</u>	<u>994,611,754</u>

Diversification Levels for Authorized Brokers

	Actual Percentage	(1) & (2)	Actual Amount
Cantor Fitzgerald	7.62%		75,802,046
Fulton Bank ⁽³⁾	0.00%		47,476
FHN Financial	6.19%		61,593,474
Harbor Bank ⁽³⁾	0.01%		102,000
Ramirez	5.77%		57,385,883
Raymond James Financial	6.37%		63,354,500
Piper Sandler & Co.	9.02%		89,701,605
Stifel, Nicolaus & Co.	5.53%		54,952,941
UBS Financial Services	0.00%		-
Goldman Sachs	19.56%		194,548,042
MD Local Government Investment Pool	39.93%		397,123,788
	<u>100.00%</u>		<u>994,611,754</u>

(1) Actual percentages cannot exceed 40% for any one broker or financial institution at the time of purchase.

(2) Due to rounding, percentages may not total 100%.

(3) Certificates of Deposit

Investment Schedule

Type	Book Value	Yield	Purchase Date	Term in Days	Maturity Date
Certificates of Deposit:					
Harbor Bank	102,000	0.150%	07/07/21	365	07/07/22
Fulton Bank	47,476	0.100%	12/05/20	365	12/05/21
Total Certificates of Deposit	149,476	0.134%			
U.S. Government Money Market Funds:					
Goldman Sachs	194,548,042	0.030%	Various	-	On Demand
MD Local Govt Investment Pool	397,123,788	0.039%	Various	-	On Demand
Total Money Markets	591,671,830	0.036%			

Investment Schedule (Cont.)

Security Type	Purchase Price	Yield	Purchase Date	Call Date	Interest Date	Maturity Date
U.S. Treasury & Government Agency Securities:						
Federal Home Loan Bank	25,849,500	0.131%	07/29/20		12/10/21	12/10/21
U.S. Treasury Note	10,141,016	0.096%	12/24/20	-	01/31/22	01/31/22
U.S. Treasury Note	15,185,156	0.048%	06/28/21		02/15/22	02/15/22
Federal Home Loan Bank	2,032,904	0.056%	06/11/21		03/11/22	03/11/22
U.S. Treasury Note	7,102,539	0.051%	06/11/21		03/31/22	03/31/22
Federal Farm Credit Bureau	10,000,000	0.100%	01/29/21	Anytime	01/27/22	04/27/22
U.S. Treasury Note	20,275,000	0.048%	07/30/21	-	10/30/21	04/30/22
U.S. Treasury Note	10,146,484	0.075%	06/30/21		11/15/21	05/15/22
U.S. Treasury Note	7,122,773	0.066%	06/11/21		05/31/22	05/31/22
U.S. Treasury Note	9,992,364	0.078%	06/24/21	-	12/16/21	06/16/22
Federal Farm Credit Bureau	15,260,930	0.122%	06/25/21		02/22/22	08/22/22
Federal Farm Credit Bureau	9,997,580	0.100%	06/29/21		03/15/22	09/15/22
U.S. Treasury Note	9,998,600	0.136%	06/30/21	-	10/31/21	10/31/22
U.S. Treasury Note	10,002,344	0.107%	07/21/21	-	10/31/21	10/31/22
U.S. Treasury Note	14,994,141	0.152%	06/29/21	-	11/30/21	11/30/22
U.S. Treasury Note	20,006,250	0.102%	07/30/21	-	11/30/21	11/30/22
U.S. Treasury Note	9,999,500	0.128%	07/22/21	-	12/31/21	12/31/22
Federal Farm Credit Bureau	5,000,000	0.100%	06/03/21		01/03/23	01/03/23
U.S. Treasury Note	6,995,625	0.165%	07/01/21	-	01/31/22	01/31/23
Federal Farm Credit Bureau	2,044,420	0.150%	07/23/21	-	02/21/22	02/21/23
U.S. Treasury Note	9,995,703	0.152%	07/22/21	-	02/28/22	02/28/23
Federal Farm Credit Bureau	25,000,000	0.220%	09/24/20	Anytime	03/15/22	03/15/23
U.S. Treasury Note	9,992,969	0.166%	08/05/21	-	10/30/21	04/30/23
U.S. Treasury Note	9,990,933	0.175%	08/05/21	-	11/30/21	05/31/23
Federal Home Loan Bank	9,938,500	0.462%	10/28/21		02/28/22	08/28/23
U.S. Treasury Note	10,168,360	0.455%	10/28/21	-	02/28/22	08/31/23
U.S. Treasury Note	15,666,797	0.482%	11/17/21	-	09/30/23	09/30/23
U.S. Treasury Note	14,960,700	0.510%	11/17/21	-	04/30/22	10/31/23
Federal Farm Credit Bureau	13,997,900	0.633%	11/24/21	02/24/22	05/24/22	11/24/23
Federal Home Loan Bank	5,000,000	0.375%	06/03/21	09/03/21	12/03/21	06/03/24
Federal Farm Credit Bureau	10,505,000	0.440%	06/28/21	12/28/21	12/28/21	06/28/24
Federal Home Loan Bank	7,000,000	0.570%	09/30/21	12/30/21	12/30/21	09/30/24
Federal Home Loan Bank	10,000,000	1.000%	11/18/21	02/18/22	05/18/22	11/18/24
	374,363,988					
Supranationals:						
Asian Development Bank	5,072,700	0.102%	05/10/21		02/16/22	02/16/22
Asian Development Bank	10,182,200	0.143%	06/30/21		07/19/22	07/19/22
Inter-American Development Bank	5,173,000	0.155%	07/26/21	-	01/18/22	01/18/23
Asian Development Bank	7,998,560	0.260%	09/30/21		01/14/22	07/14/23
	28,426,460					
Total U.S. Treasury, Govt Agency Securities & Supranationals	402,790,448	0.227%				
Total Investment Balance (Page 6 & 7)	994,611,754	0.113%				

Portfolio Yield 0.113%

Benchmarks:

Three-month Treasury Yield 0.045%
Six-month Treasury Yield 0.095%
Money Market Funds Yield 0.036%

The above report has been approved by:


Rafiu O. Ighile
Director of Finance

01/10/2022
Date

Notes to Investment Schedule

1. Certificates of Deposit and Repurchase Agreements

The County can only purchase Certificates of Deposit (CD's) from banks located in the State of Maryland. The banks currently holding CD's for the County are: Fulton Bank, Harbor Bank, and Sandy Spring Bank. The County currently maintains repurchase agreements with Cantor Fitzgerald and UBS Financial Services, Inc.

All certificates of deposit and repurchase agreements are collateralized at 102% of their cost plus accrued interest or FDIC insured. The collateral is held at Wells Fargo Bank.

2. Social Investing

The County invests in instruments offered by community and minority financial institutions. These financial institutions may not meet all of the criteria listed in the County's Investment Policy as authorized dealers and institutions. These institutions are: Fulton Bank and Harbor Bank. The County maintains a Certificate of Deposit with Fulton Bank for the Verizon Pole Agreement Surety Bond Requirements for the Department of Technology & Communication Services.

3. Agricultural Land Preservation Program

The County finances the acquisition of development rights to a parcel of agricultural property by entering into an installment-purchase agreement with the property owner. US Treasury Strips, purchased as part of the County's Agricultural Land Preservation program, will be used to match balloon payments to the property owner. The table below shows the detail information regarding the investment in Stripped Coupon U.S. Treasury Securities.

Maturity Date	Par Value ¹ Balloon Payment	Original ² Cost	Book Value ³ 6/30/2021
8/15/2021	1,115,000	120,697	1,104,528
8/15/2021	2,580,000	253,144	2,555,002
8/15/2023	3,359,000	362,503	2,852,650
8/15/2023	6,928,000	854,220	5,924,027
2/15/2025	374,000	66,011	301,372
2/15/2025	183,000	27,404	144,227
2/15/2026	3,950,000	560,900	2,901,784
8/15/2026	1,295,000	175,073	910,503
11/15/2027	2,158,000	478,644	1,479,661
Total	\$ 21,942,000	\$ 2,898,597	\$18,173,753
¹ Purchase price plus accrued interest at maturity			
² Purchase price			
³ Purchase price plus accrued interest as of 6/30/21			

4. Securities with a Final Maturity Greater Than One Year from the Date of the Report

Security	Purchase Price	Market Value	Maturity Date
U.S. Treasury Note	9,999,500	9,982,400	12/31/22
Federal Farm Credit Bureau	5,000,000	4,992,650	01/03/23
Inter-American Development Bank	5,173,000	5,119,800	01/18/23
U.S. Treasury Note	6,995,625	6,984,110	01/31/23
Federal Farm Credit Bureau	2,044,420	2,029,600	02/21/23
U.S. Treasury Note	9,995,703	9,972,700	02/28/23
Federal Farm Credit Bureau	25,000,000	24,976,500	03/15/23
U.S. Treasury Note	9,992,969	9,962,500	04/30/23
U.S. Treasury Note	9,990,933	9,956,300	05/31/23
Asian Development Bank	7,998,560	7,967,280	07/14/23
Federal Home Loan Bank	9,938,500	9,936,200	08/28/23
U.S. Treasury Note	10,168,360	10,154,700	08/31/23
U.S. Treasury Note	15,666,797	15,645,750	09/30/23
U.S. Treasury Note	14,960,700	14,959,050	10/31/23
Federal Farm Credit Bureau	13,997,900	13,990,480	11/24/23
Federal Home Loan Bank	5,000,000	4,967,000	06/03/24
Federal Farm Credit Bureau	10,505,000	10,444,071	06/28/24
Federal Home Loan Bank	7,000,000	6,943,440	09/30/24
Federal Home Loan Bank	10,000,000	9,985,500	11/18/24

Types of Investment Instruments

Bankers Acceptances (BA's): Financial transactions involving the import or export of goods. A bank agrees to lend money to an importer to finance the purchase of goods. The bank then sells this agreement to an investor (the County) who receives compensation in the form of interest.

Characteristics:

1. Very safe: There has never been a BA failure in their history
2. Can only purchase BA's from banks rated A1 or P1
3. Three guarantees back this investment:
 - a. Obligation to pay by the importer
 - b. Guarantee from the accepting bank
 - c. The goods themselves
4. Maturities less than 180 days
5. Generally higher yielding than Repos

Restrictions: The County currently does not purchase Japanese BA's.

Certificates of Deposits: A time deposit with a specific maturity evidenced by a certificate. All deposits held in minority or community banks.

Money Market Funds: Current holdings include the Maryland Local Government Investment Pool (MLGIP) and Goldman Sachs. MLGIP is designed to provide all local government units of the State an investment vehicle for the short-term investment of funds. The County's cash in these money market funds is obtainable on demand.

Repurchase Agreement (Repo): An investment contract involving the temporary transfer of ownership of U.S. Government securities between a broker and an investor (the County). A broker agrees to sell U.S. Treasury or Government Agency Securities to the County and agrees to repurchase them at a fixed price on a fixed date. The County receives the original purchase price and compensation in the form of interest on the maturity date.

Characteristics:

1. Very safe: only collateralized U.S. Government securities
2. Very flexible: maturities from one day to one year
3. Higher yields than purchasing securities outright

U.S. Treasury and Government Agency Securities: Considered the safest investments in the world. The U.S. Government and its agency issue these securities to finance their operations. Maturities range from three months to 30 years, however, the County, per our investment policy, is limited to five-year maturities.

Characteristics:

1. Very safe
2. Very liquid: can be sold very easily

Main Agency issuers:

1. Federal Farm Credit Bank (FFCB)
2. Federal National Mortgage Association (FNMA)
3. Federal Home Loan Bank (FHLB)
4. Federal Home Loan Mortgage Corporation (FHLMC)
5. Federal Agricultural Mortgage Corporation (FAMC)

Commercial Paper: Per the County's investment policy, must have minimum rating of A1, P1 or F1 from the credit rating agencies.

Supranational Issuer: An international development institution that provides financing, advisory services, or other financial services to the institution's member countries to achieve the overall goal of improving living standards through sustainable economic growth; and is rated in the highest credit rating category by a nationally recognized statistical rating organization.

Characteristics:

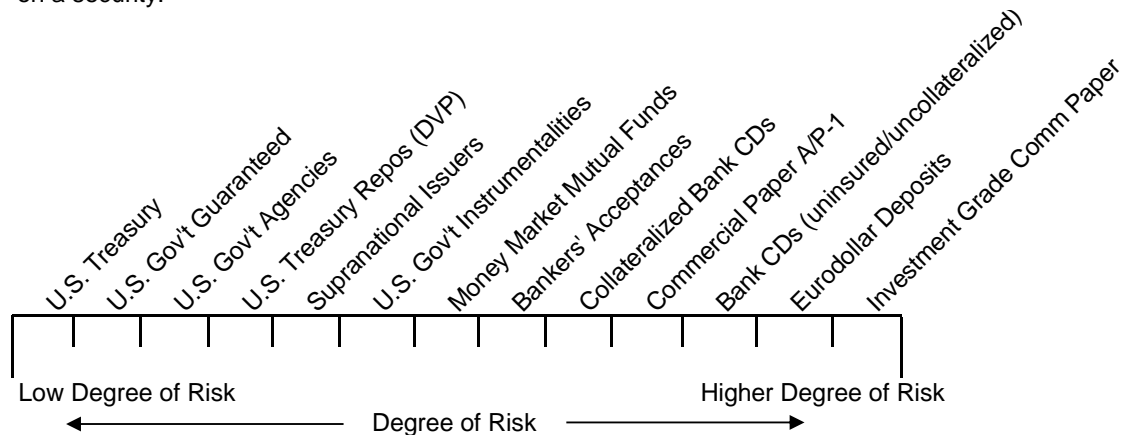
1. Very safe
2. Can only purchase Supranational Issuers from primary dealers

Main Agency issuers:


1. The World Bank (IBRD)
2. The International Finance Corporation (IFC)
3. The Inter-American Development Bank (IADB)
4. The African Development Bank (AfDB)
5. The Asian Development Bank (ADB)

Key Investing Terms

Credit Risk: The risk to an investor that an issuer will default in the payment of interest and/or principal on a security.



Liquidity: An asset that can be converted easily and quickly into cash.



Distribution:

County Executive
County Council
County Auditor
Chief Administrative Officer
Office of Public Information
Budget Director