



HOWARD COUNTY
HEALTH DEPARTMENT

HOWARD COUNTY BIRTH OUTCOMES

March 2019



Promote. Preserve. Protect.

Compiled by the Bureau of Policy, Planning and Communications

Birth Data

Birth Demographics, Howard County, 2017

Race / Ethnicity	Howard County Total Births	Howard County % of Births	Maryland % of Births
White Non-Hispanic	1,446	40.9%	42.4%
Black Non-Hispanic	804	22.8%	32.2%
Asian Non-Hispanic	875	24.8%	7.7%
Hispanic	381	10.8%	17.1%
Total Births	3,533	100%	N = 71,589

Birth Trends 2010 to 2017



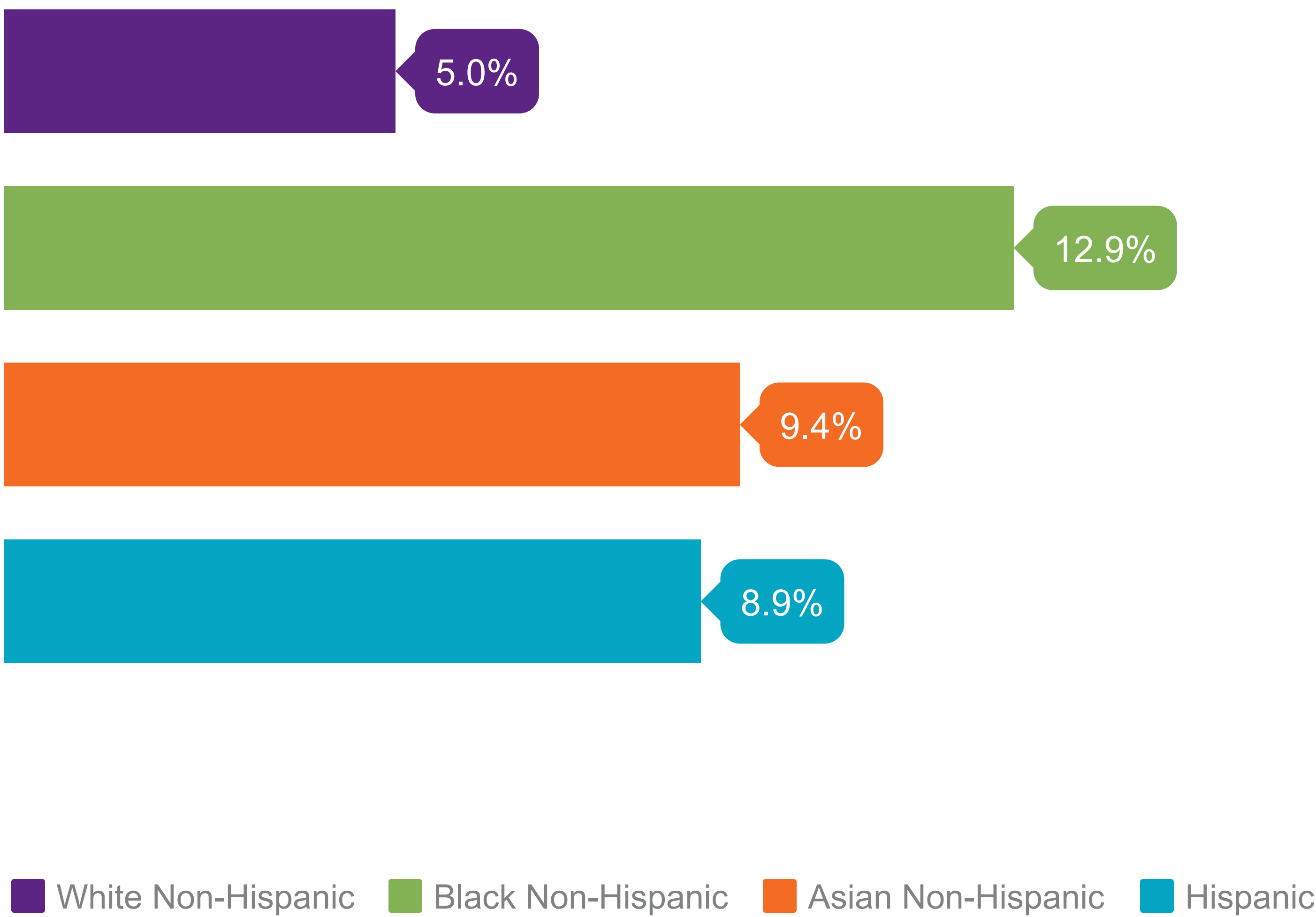
Data Source: Vital Statistics, Maryland Department of Health.

Birth Data

Birth Outcomes, Howard County, 2017

Outcome	Howard County	Howard %	Maryland %
Low Birthweight <2500 grams	293	8.3%	8.9%
Very Low Birthweight <1500 grams	68	1.9%	1.8%
Preterm Birth<37 weeks gestation	327	9.3%	10.5%
Multiple Births (twins, triplets, etc.)	138	3.9%	3.5%
Cesarean Section Delivery	1,279	36.2%	33.8%

Low Birth Weight by Race/Ethnicity, Howard County, 2017



Data Source: Vital Statistics, Maryland Department of Health.

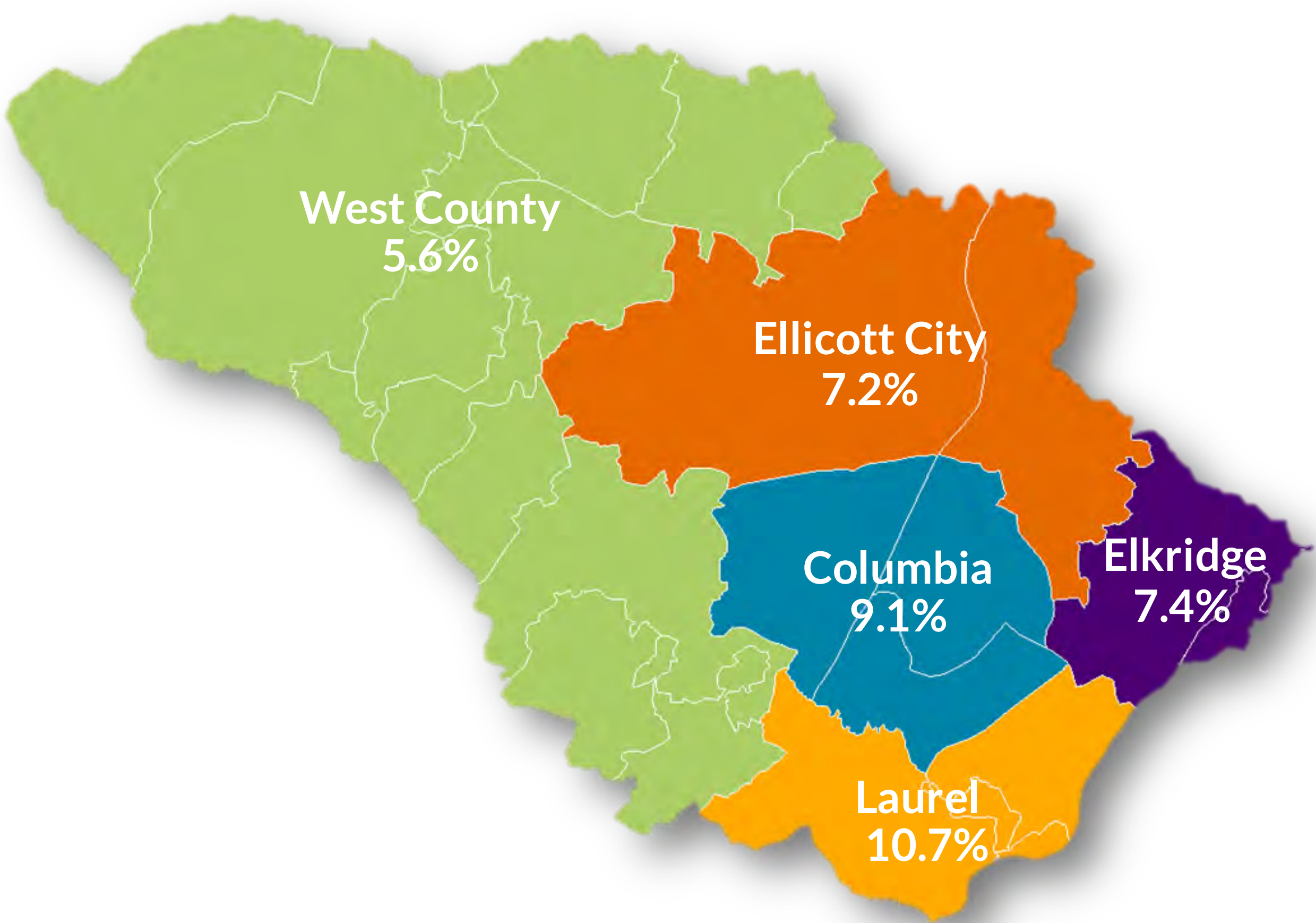
Low Birth Weight Risk Factors

Risk Factors for Low Birth Weight, Howard County, 2017

When Risk Factor is Present, Low Birth Weight Prevalence is Higher.

Risk Factor	Low Birth Weight (%)	Risk Factor	Low Birth Weight (%)
No Prenatal Care	10.0%	Gestational Diabetes	11.1%
Multiple Births (twins, triplets, etc.)	58.7%	Chronic Hypertension	27.0%
Advanced Maternal Age (≥40 years)	15.9%	Pregnancy-Associated Hypertension	19.2%
Teen Birth (<20 years)	12.7%	Previous Preterm Birth	24.8%
Smoking During Pregnancy	12.1%	Three or more prior pregnancies	12.7%
Low Weight Gain (≤ 20 lbs.)	11.3%	Underweight (Pre-Pregnancy)	15.4%

Low Birth Weight by Community, Howard County, 2017



Data Source: Vital Statistics, Maryland Department of Health.

HOWARD COUNTY BIRTH OUTCOMES

Preterm births





HOWARD COUNTY HEALTH DEPARTMENT

Promote. Preserve. Protect.

Compiled by the Bureau of Policy, Planning and Communications

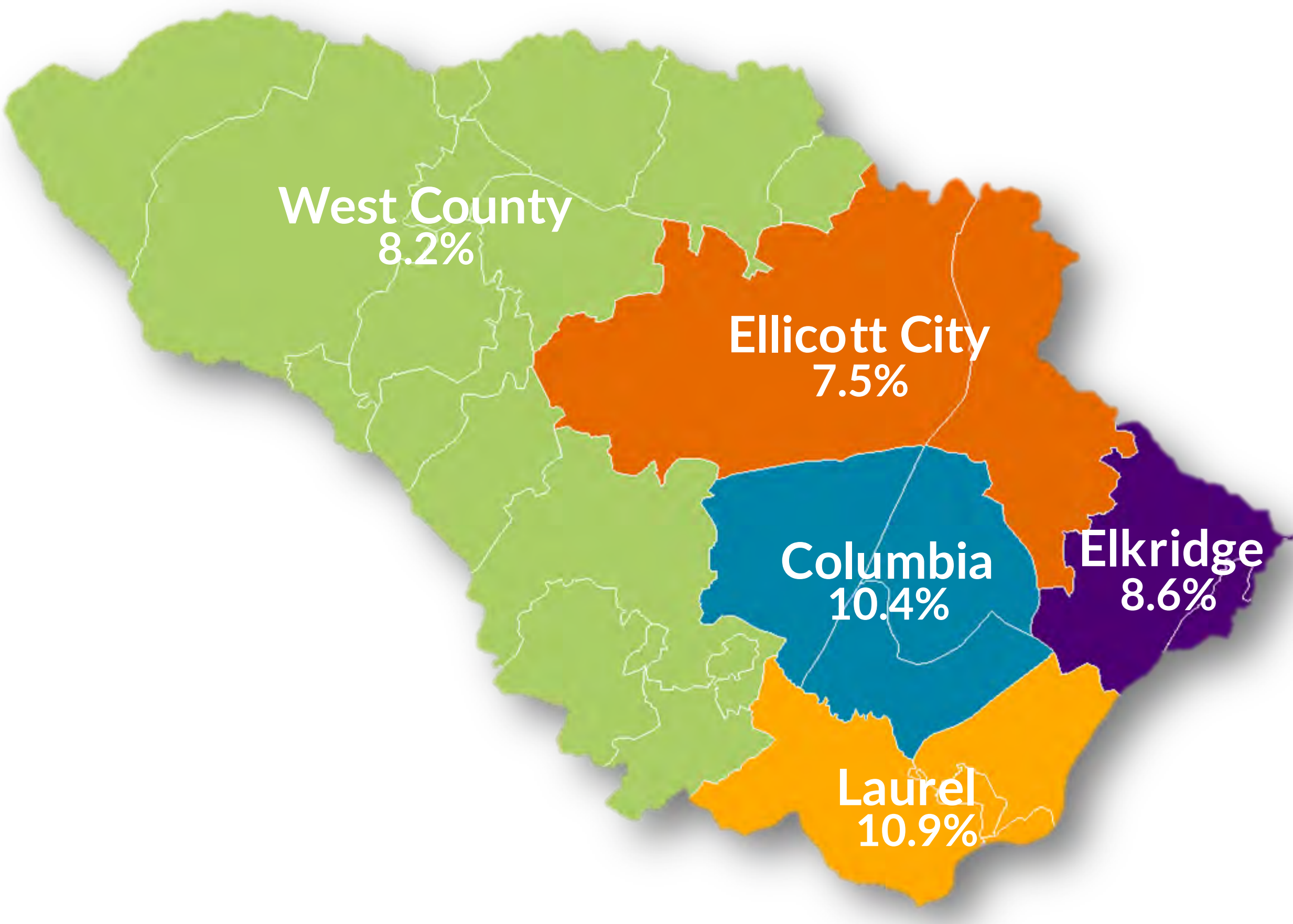
Preterm Birth Risk Factors, 2017

Risk Factors for Preterm Birth, Howard County, 2017

When Risk Factor is Present, Preterm Birth Prevalence is Higher.

Risk Factor	Preterm (%)	Risk Factor	Preterm (%)
No Prenatal Care	15.0%	Gestational Diabetes	11.4%
Multiple Births (twins, triplets, etc.)	59.4%	Chronic Hypertension	28.1%
Advanced Maternal Age (≥40 years)	16.9%	Pregnancy Associated Hypertension	24.3%
Fertility Treatment (ART)	28.1%	Previous Preterm Birth	26.0%
Smoking During Pregnancy	15.1%	Three or more prior pregnancies	15.9%
Obesity (Pre-Pregnancy)	11.3%	Underweight (Pre-Pregnancy)	13.0%

Preterm Births by Community, Howard County, 2017



Preterm Births by Race/Ethnicity, Howard County, 2017

