



## Investment Report March 31, 2022

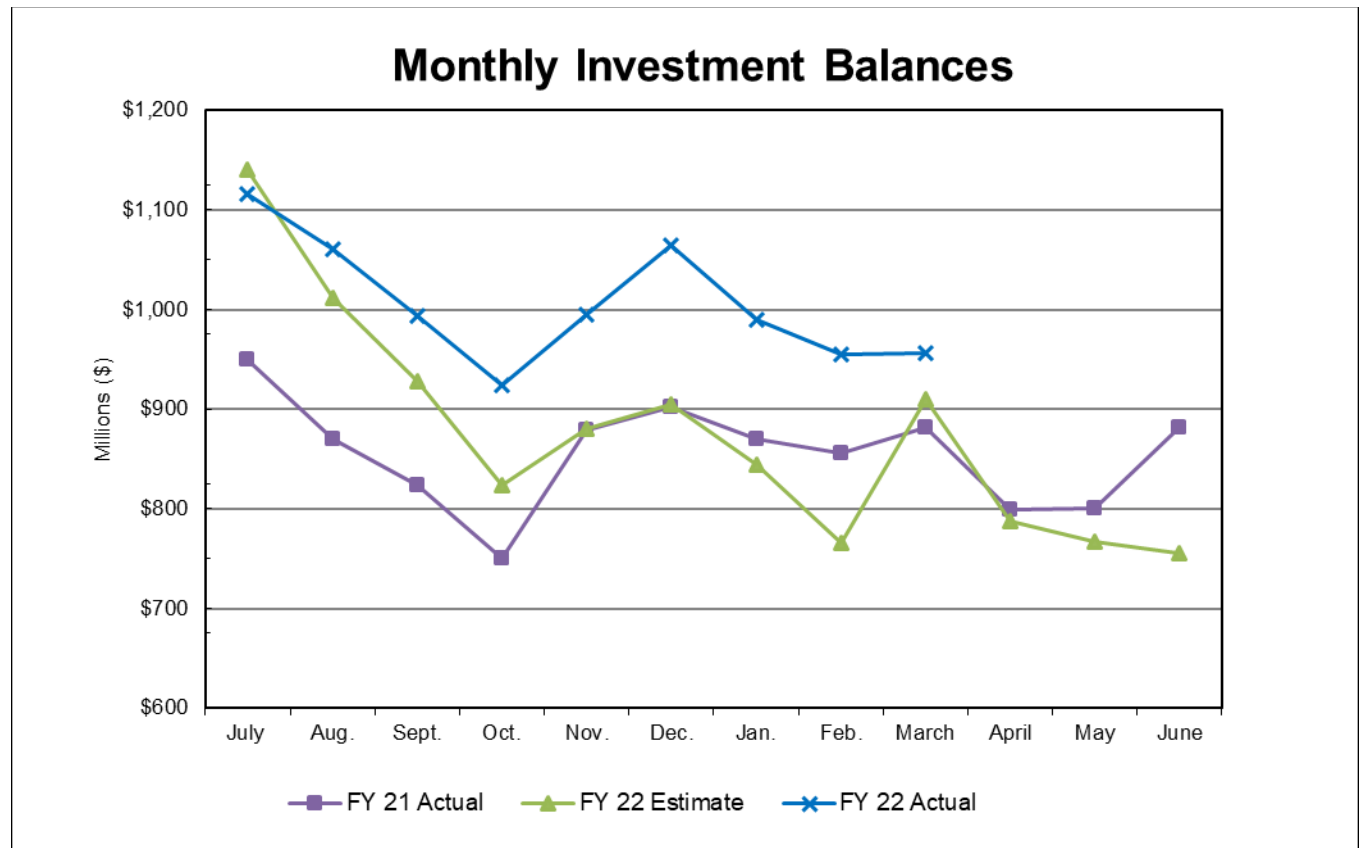
Rafiu O. Ighile  
Director of Finance  
Department of Finance  
3430 Court House Drive  
Ellicott City, MD 21043

Howard County, Maryland invests public funds in a manner that will conform to all State of Maryland and County statutes governing the investment of public funds while meeting its daily cash flow demands and providing a return that most closely matches the three-month Treasury bill yield.

### **Summary of Portfolio Composition:**

	<u>CURRENT MONTH</u>	<u>PRIOR MONTH</u>
General Fund	\$643,617,462	\$613,158,505
All Other Funds	<u>\$312,262,514</u>	<u>\$342,201,062</u>
Total Portfolio	\$955,879,977	\$955,359,567

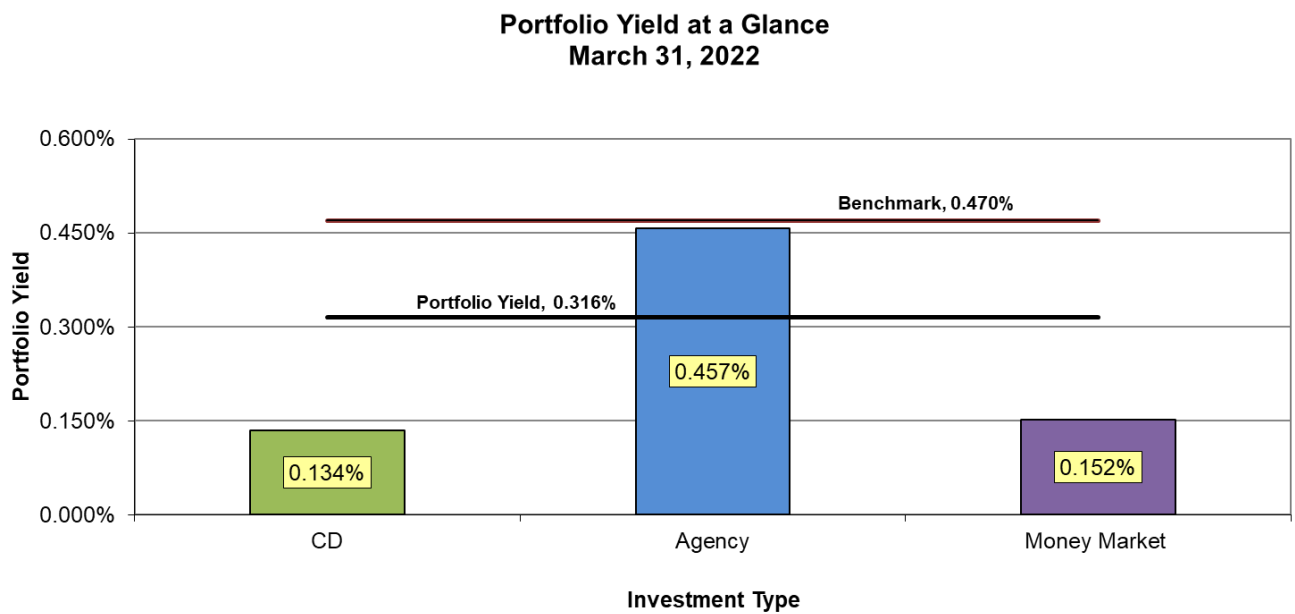
The total portfolio balance increased by \$0.5 million from the previous month. This increase represents the strong property tax revenues collected and additional income taxes distributed by the State. The County did not break any investments this month and never has. The investment allocations as shown on page 4 were consistent with the County Investment Policy.



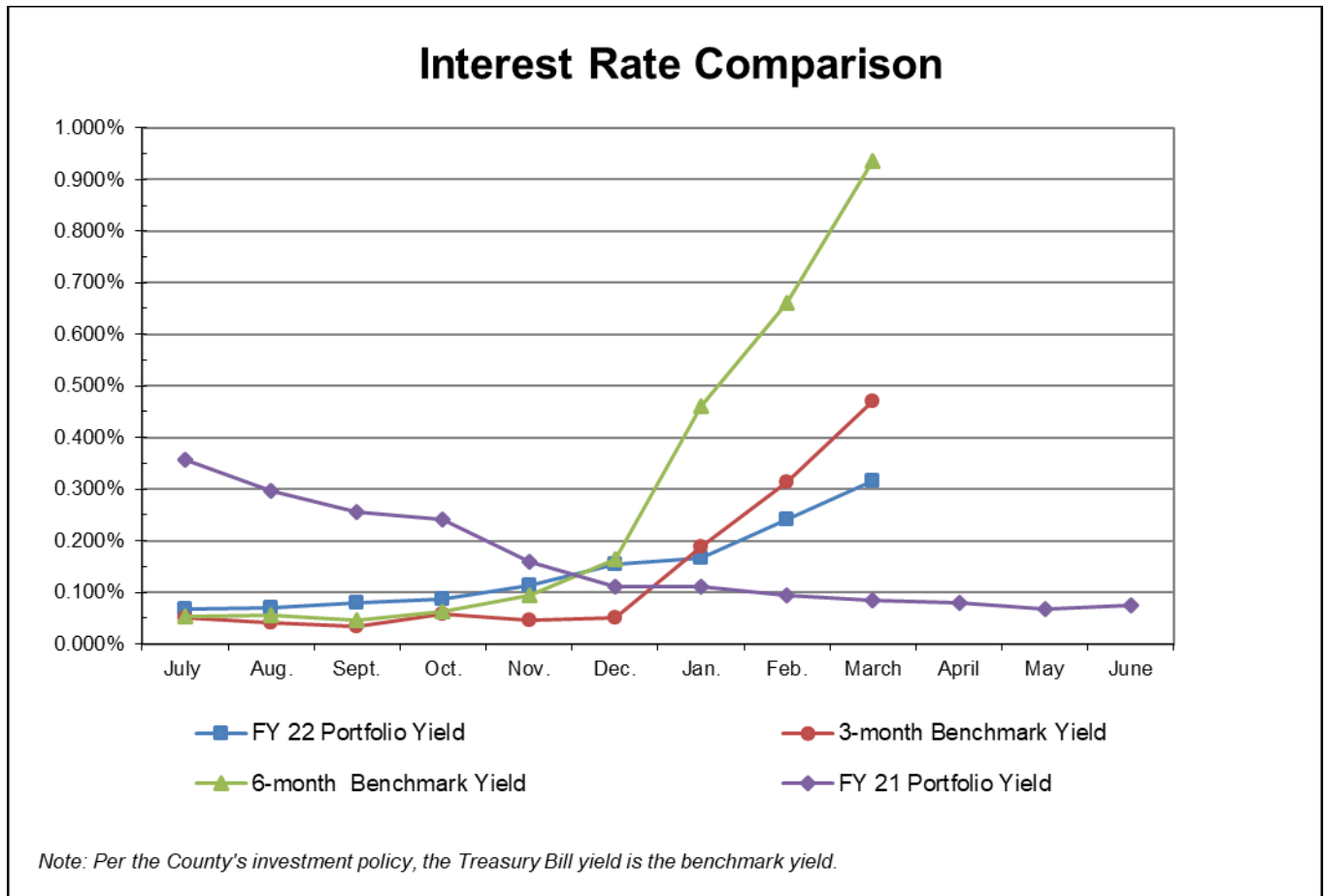
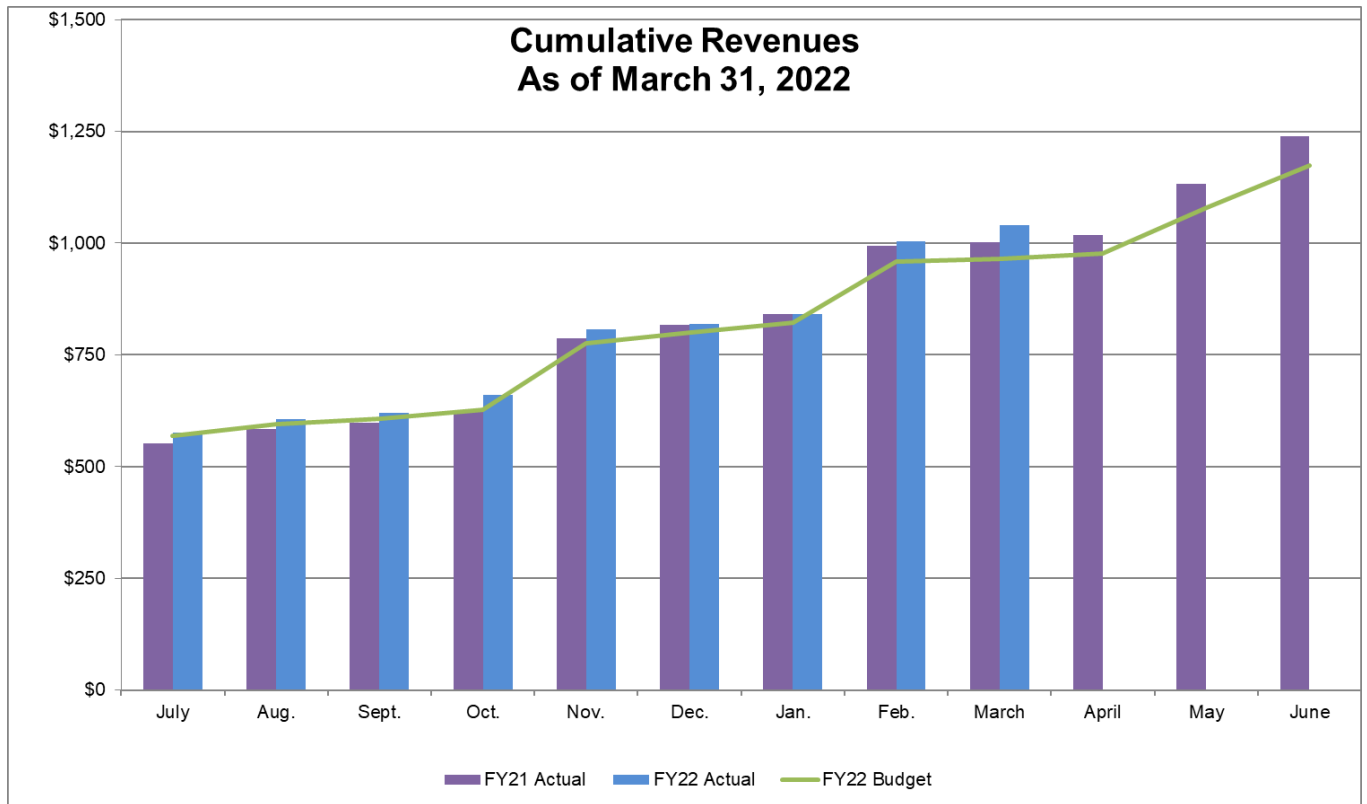
**Analysis:**

	<u>CURRENT MONTH</u>	<u>PRIOR MONTH</u>	<u>WEIGHTED AVERAGE FOR 3 MONTHS ENDING MARCH 31, 2022</u>
Portfolio yield	0.316%	0.240%	0.239%
Three Month Benchmark yield	0.470%	0.313%	0.320%

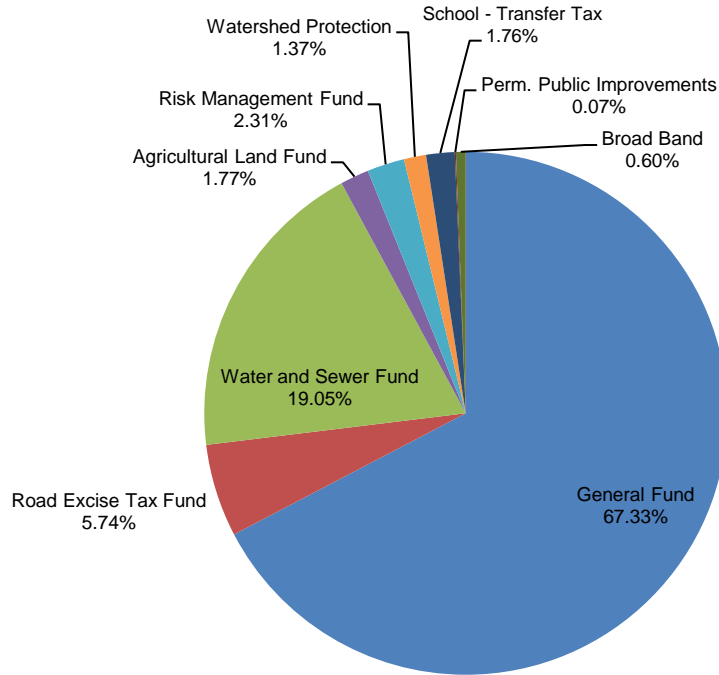
As of March 31, 2022, the average weighted maturity of the portfolio was 205 days.



## Current Market and Year-Over-Year Comparison:



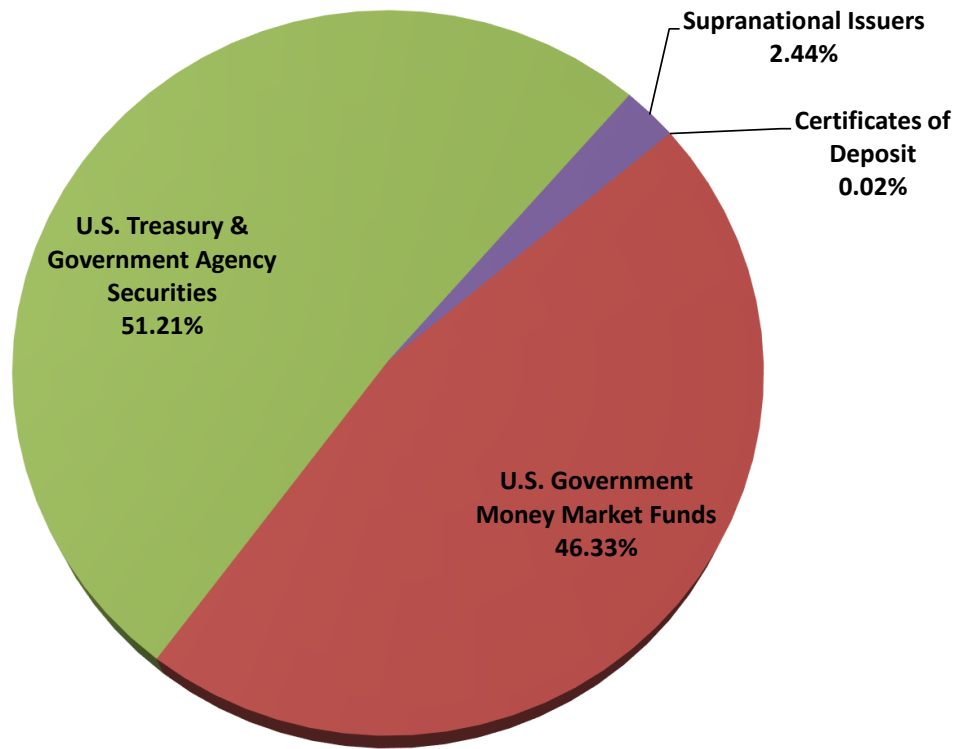
**Investment by Fund  
As of March 31, 2022**



	Investment Allocation As of 3/31/2022	FY 21 Interest Income* Actual	FY 22 Interest Income Budget	FY 22 Interest Income* As of 3/31/2022
General Fund	\$ 643,617,462	\$ 2,545,777	\$ 400,000	\$ 2,216,261
Road Excise Tax Fund	54,834,314	90,984	31,261	62,378
Water and Sewer Fund	182,100,867	1,051,435	530,000	691,604
Agricultural Land Fund	16,907,252	58,297	6,772	53,414
Risk Management Fund	22,091,196	115,316	38,500	79,422
Watershed Protection	13,082,924	50,959	13,350	36,780
School - Transfer Tax	16,821,000	16,939	-	4,826
Perm. Public Improvements	684,631	1,102	842	740
Broad Band	5,740,330	24,310	-	15,486
	<u>\$ 955,879,977</u>	<u>\$ 3,955,118</u>	<u>\$ 1,020,725</u>	<u>\$ 3,160,910</u>

\* Reported on a budgetary basis.

### Investment by Type as of March 31, 2022



See diversification schedule below

### Diversification Levels for Authorized Investments

	Authorized Percentage	Actual Percentage <sup>(2)</sup>	Actual Amount
U.S. Treasury & Government Agency Securities	90%	51.21%	489,541,231
Repurchase Agreements	90%	0.00%	-
U.S. Government Money Market Funds	60%	46.33%	442,835,463
Municipal Securities & Municipal Mutual Funds	40%	0.00%	-
Supranational Issuers	40%	2.44%	23,353,760
Commercial Paper	10%	0.00%	-
Certificates of Deposit	5%	0.02%	149,523
		<u>100.00%</u>	<u>955,879,977</u>

### Diversification Levels for Authorized Brokers

	Actual Percentage	(1) & (2)	Actual Amount
Cantor Fitzgerald	6.66%		63,626,807
Fulton Bank <sup>(3)</sup>	0.00%		47,523
FHN Financial	8.83%		84,418,774
Harbor Bank <sup>(3)</sup>	0.01%		102,000
Ramirez	7.06%		67,458,770
Raymond James Financial	4.97%		47,505,000
Piper Sandler & Co.	11.99%		114,641,710
Stifel, Nicolaus & Co.	9.45%		90,375,791
UBS Financial Services	4.69%		44,868,139
Goldman Sachs	8.32%		79,567,909
MD Local Government Investment Pool	38.00%		363,267,554
	<u>100.00%</u>		<u>955,879,977</u>

(1) Actual percentages cannot exceed 40% for any one broker or financial institution at the time of purchase.

(2) Due to rounding, percentages may not total 100%.

(3) Certificates of Deposit

### Investment Schedule

Type	Book Value	Yield	Purchase Date	Term in Days	Maturity Date
<b>Certificates of Deposit:</b>					
Harbor Bank	102,000	0.150%	07/07/21	365	07/07/22
Fulton Bank	47,523	0.100%	12/05/21	365	12/05/22
<b>Total Certificates of Deposit</b>	<b>149,523</b>	<b>0.134%</b>			
<b>U.S. Government Money Market Funds:</b>					
Goldman Sachs	79,567,909	0.140%	Various	-	On Demand
MD Local Govt Investment Pool	363,267,554	0.154%	Various	-	On Demand
<b>Total Money Markets</b>	<b>442,835,463</b>	<b>0.152%</b>			

## Investment Schedule (Cont.)

Security Type	Purchase Price	Yield	Purchase Date	Call Date	Interest Date	Maturity Date
<b>U.S. Treasury &amp; Government Agency Securities:</b>						
U.S. Treasury Note	19,995,739	0.066%	12/22/21	-	04/19/22	04/19/22
Federal Farm Credit Bureau	10,000,000	0.100%	01/29/21	Anytime	04/27/22	04/27/22
U.S. Treasury Note	20,275,000	0.048%	07/30/21	-	04/30/22	04/30/22
U.S. Treasury Note	10,146,484	0.075%	06/30/21	-	05/15/22	05/15/22
U.S. Treasury Note	10,080,000	0.099%	12/23/21	-	05/15/22	05/15/22
U.S. Treasury Note	7,122,773	0.066%	06/11/21	-	05/31/22	05/31/22
U.S. Treasury Note	9,992,364	0.078%	06/24/21	-	06/16/22	06/16/22
Federal Farm Credit Bureau	15,260,930	0.122%	06/25/21	-	08/22/22	08/22/22
Federal Farm Credit Bureau	9,997,580	0.100%	06/29/21	-	09/15/22	09/15/22
U.S. Treasury Note	9,998,600	0.136%	06/30/21	-	04/30/22	10/31/22
U.S. Treasury Note	10,002,344	0.107%	07/21/21	-	04/30/22	10/31/22
U.S. Treasury Note	9,945,310	0.909%	02/16/22	-	05/31/22	10/31/22
U.S. Treasury Note	14,994,141	0.152%	06/29/21	-	05/31/22	11/30/22
U.S. Treasury Note	20,006,250	0.102%	07/30/21	-	05/31/22	11/30/22
U.S. Treasury Note	10,053,910	0.948%	02/25/22	-	06/15/22	12/15/22
U.S. Treasury Note	9,999,500	0.128%	07/22/21	-	06/30/22	12/31/22
Federal Farm Credit Bureau	5,000,000	0.100%	06/03/21	-	01/03/23	01/03/23
Federal Farm Credit Bureau	3,953,893	1.166%	02/16/22	-	02/15/23	02/15/23
U.S. Treasury Note	6,995,625	0.165%	07/01/21	-	07/31/22	01/31/23
Federal Farm Credit Bureau	2,044,420	0.150%	07/23/21	-	08/21/22	02/21/23
U.S. Treasury Note	9,995,703	0.152%	07/22/21	-	08/28/22	02/28/23
Federal Farm Credit Bureau	25,000,000	0.220%	09/24/20	Anytime	09/15/22	03/15/23
U.S. Treasury Note	9,992,969	0.166%	08/05/21	-	04/30/22	04/30/23
U.S. Treasury Note	9,872,400	1.220%	02/25/22	-	04/30/22	04/30/23
Federal Home Loan Bank	10,104,168	1.320%	02/28/22	-	05/30/22	05/30/23
U.S. Treasury Note	9,990,933	0.175%	08/05/21	-	05/31/22	05/31/23
U.S. Treasury Note	9,848,600	1.316%	02/16/22	-	05/31/22	05/31/23
U.S. Treasury Note	9,837,500	1.571%	03/17/22	-	06/15/22	06/15/23
Federal Home Loan Bank	9,938,500	0.462%	10/28/21	-	08/28/22	08/28/23
U.S. Treasury Note	10,168,360	0.455%	10/28/21	-	08/31/22	08/31/23
Federal Home Loan Bank	10,000,000	1.750%	03/30/22	04/28/22	04/28/22	09/28/23
U.S. Treasury Note	15,666,797	0.482%	11/17/21	-	09/30/23	09/30/23
U.S. Treasury Note	14,960,700	0.510%	11/17/21	-	04/30/22	10/31/23
Federal Farm Credit Bureau	13,997,900	0.633%	11/24/21	05/24/22	05/24/22	11/24/23
Federal Home Loan Bank	11,466,650	0.645%	12/02/21	-	06/08/22	12/08/23
Federal Home Loan Bank	15,000,000	0.800%	12/28/21	05/28/22	06/28/22	12/28/23
U.S. Treasury Note	14,835,938	0.645%	12/02/21	-	07/15/22	01/15/24
Federal Home Loan Bank	15,000,000	0.850%	12/28/21	06/28/22	09/28/22	03/28/24
U.S. Treasury Note	15,494,250	0.695%	12/02/21	-	09/30/22	03/31/24
Federal Home Loan Bank	5,000,000	0.375%	06/03/21	Anytime	06/03/22	06/03/24
Federal Farm Credit Bureau	10,505,000	0.440%	06/28/21	06/28/22	06/28/22	06/28/24
Federal Home Loan Bank	7,000,000	0.570%	09/30/21	06/30/22	09/30/22	09/30/24
Federal Home Loan Bank	10,000,000	1.000%	11/18/21	05/18/22	05/18/22	11/18/24
	<b>489,541,231</b>					
<b>Supranationals:</b>						
Asian Development Bank	10,182,200	0.143%	06/30/21	-	07/19/22	07/19/22
Inter-American Development Bank	5,173,000	0.155%	07/26/21	-	07/18/22	01/18/23
Asian Development Bank	7,998,560	0.260%	09/30/21	-	07/14/22	07/14/23
	<b>23,353,760</b>					
<b>Total U.S. Treasury, Govt Agency Securities &amp; Supranationals</b>	<b>512,894,991</b>	<b>0.457%</b>				
<b>Total Investment Balance (Page 6 &amp; 7)</b>	<b>955,879,977</b>	<b>0.316%</b>				

Portfolio Yield **0.316%**

## Benchmarks:

Three-month Treasury Yield **0.470%**Six-month Treasury Yield **0.935%**Money Market Funds Yield **0.152%**

The above report has been approved by:

  
 Rafiu O. Ighile  
 Director of Finance

 04/26/2022  
 Date



## Notes to Investment Schedule

### 1. Certificates of Deposit and Repurchase Agreements

The County can only purchase Certificates of Deposit (CD's) from banks located in the State of Maryland. The banks currently holding CD's for the County are: Fulton Bank, Harbor Bank, and Sandy Spring Bank. The County currently maintains repurchase agreements with Cantor Fitzgerald and UBS Financial Services, Inc.

All certificates of deposit and repurchase agreements are collateralized at 102% of their cost plus accrued interest or FDIC insured. The collateral is held at Wells Fargo Bank.

### 2. Social Investing

The County invests in instruments offered by community and minority financial institutions. These financial institutions may not meet all of the criteria listed in the County's Investment Policy as authorized dealers and institutions. These institutions are: Fulton Bank and Harbor Bank. The County maintains a Certificate of Deposit with Fulton Bank for the Verizon Pole Agreement Surety Bond Requirements for the Department of Technology & Communication Services.

### 3. Agricultural Land Preservation Program

The County finances the acquisition of development rights to a parcel of agricultural property by entering into an installment-purchase agreement with the property owner. US Treasury Strips, purchased as part of the County's Agricultural Land Preservation program, will be used to match balloon payments to the property owner. The table below shows the detail information regarding the investment in Stripped Coupon U.S. Treasury Securities.

Maturity Date	Par Value <sup>1</sup> Balloon Payment	Original <sup>2</sup> Cost	Book Value <sup>3</sup> 6/30/2021
8/15/2021	1,115,000	120,697	1,104,528
8/15/2021	2,580,000	253,144	2,555,002
8/15/2023	3,359,000	362,503	2,852,650
8/15/2023	6,928,000	854,220	5,924,027
2/15/2025	374,000	66,011	301,372
2/15/2025	183,000	27,404	144,227
2/15/2026	3,950,000	560,900	2,901,784
8/15/2026	1,295,000	175,073	910,503
11/15/2027	2,158,000	478,644	1,479,661
Total	\$ 21,942,000	\$ 2,898,597	\$18,173,753
<sup>1</sup> Purchase price plus accrued interest at maturity			
<sup>2</sup> Purchase price			
<sup>3</sup> Purchase price plus accrued interest as of 6/30/21			

**4. Securities with a Final Maturity Greater Than One Year from the Date of the Report**

Security	Purchase Price	Market Value	Maturity Date
U.S. Treasury Note	19,865,369	19,646,800	04/30/23
Federal Home Loan Bank	10,104,168	10,029,500	05/30/23
U.S. Treasury Note	19,839,533	19,591,400	05/31/23
U.S. Treasury Note	9,837,500	9,804,700	06/15/23
Asian Development Bank	7,998,560	7,811,440	07/14/23
Federal Home Loan Bank	9,938,500	9,728,900	08/28/23
U.S. Treasury Note	10,168,360	9,900,800	08/31/23
Federal Home Loan Bank	10,000,000	9,963,500	09/28/23
U.S. Treasury Note	15,666,797	15,166,950	09/30/23
U.S. Treasury Note	14,960,700	14,579,250	10/31/23
Federal Farm Credit Bureau	13,997,900	13,676,320	11/24/23
Federal Home Loan Bank	11,466,650	11,183,060	12/08/23
Federal Home Loan Bank	15,000,000	14,695,500	12/28/23
U.S. Treasury Note	14,835,938	14,433,450	01/15/24
Federal Home Loan Bank	15,000,000	14,589,750	03/28/24
U.S. Treasury Note	15,494,250	14,937,300	03/31/24
Federal Home Loan Bank	5,000,000	4,782,050	06/03/24
Federal Farm Credit Bureau	10,505,000	10,102,028	06/28/24
Federal Home Loan Bank	7,000,000	6,694,800	09/30/24
Federal Home Loan Bank	10,000,000	9,641,900	11/18/24

## **Types of Investment Instruments**

**Bankers Acceptances (BA's):** Financial transactions involving the import or export of goods. A bank agrees to lend money to an importer to finance the purchase of goods. The bank then sells this agreement to an investor (the County) who receives compensation in the form of interest.

**Characteristics:**

1. Very safe: There has never been a BA failure in their history
2. Can only purchase BA's from banks rated A1 or P1
3. Three guarantees back this investment:
  - a. Obligation to pay by the importer
  - b. Guarantee from the accepting bank
  - c. The goods themselves
4. Maturities less than 180 days
5. Generally higher yielding than Repos

*Restrictions: The County currently does not purchase Japanese BA's.*

**Certificates of Deposits:** A time deposit with a specific maturity evidenced by a certificate. All deposits held in minority or community banks.

**Money Market Funds:** Current holdings include the Maryland Local Government Investment Pool (MLGIP) and Goldman Sachs. MLGIP is designed to provide all local government units of the State an investment vehicle for the short-term investment of funds. The County's cash in these money market funds is obtainable on demand.

**Repurchase Agreement (Repo):** An investment contract involving the temporary transfer of ownership of U.S. Government securities between a broker and an investor (the County). A broker agrees to sell U.S. Treasury or Government Agency Securities to the County and agrees to repurchase them at a fixed price on a fixed date. The County receives the original purchase price and compensation in the form of interest on the maturity date.

**Characteristics:**

1. Very safe: only collateralized U.S. Government securities
2. Very flexible: maturities from one day to one year
3. Higher yields than purchasing securities outright

**U.S. Treasury and Government Agency Securities:** Considered the safest investments in the world. The U.S. Government and its agency issue these securities to finance their operations. Maturities range from three months to 30 years, however, the County, per our investment policy, is limited to five-year maturities.

**Characteristics:**

1. Very safe
2. Very liquid: can be sold very easily

**Main Agency issuers:**

1. Federal Farm Credit Bank (FFCB)
2. Federal National Mortgage Association (FNMA)
3. Federal Home Loan Bank (FHLB)
4. Federal Home Loan Mortgage Corporation (FHLMC)
5. Federal Agricultural Mortgage Corporation (FAMC)

**Commercial Paper:** Per the County's investment policy, must have minimum rating of A1, P1 or F1 from the credit rating agencies.

**Supranational Issuer:** An international development institution that provides financing, advisory services, or other financial services to the institution's member countries to achieve the overall goal of improving living standards through sustainable economic growth; and is rated in the highest credit rating category by a nationally recognized statistical rating organization.

**Characteristics:**

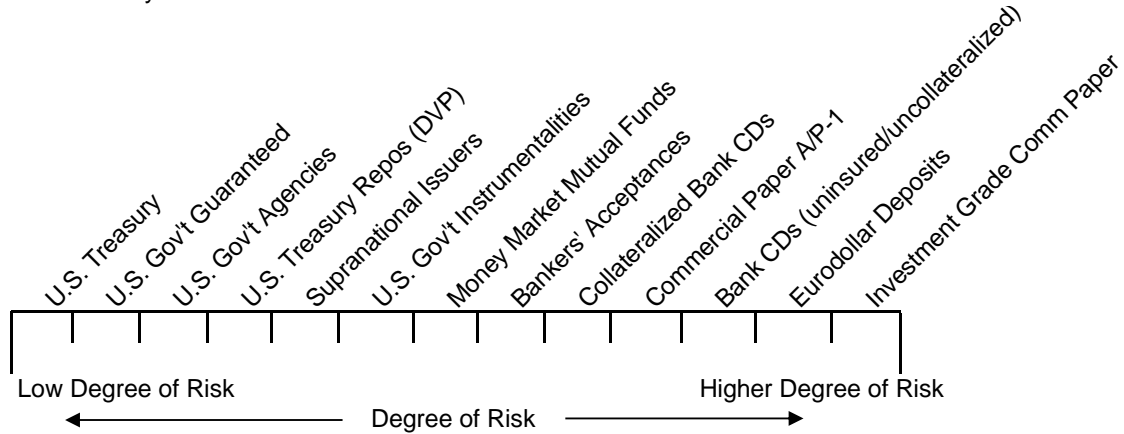
1. Very safe
2. Can only purchase Supranational Issuers from primary dealers

**Main Agency issuers:**

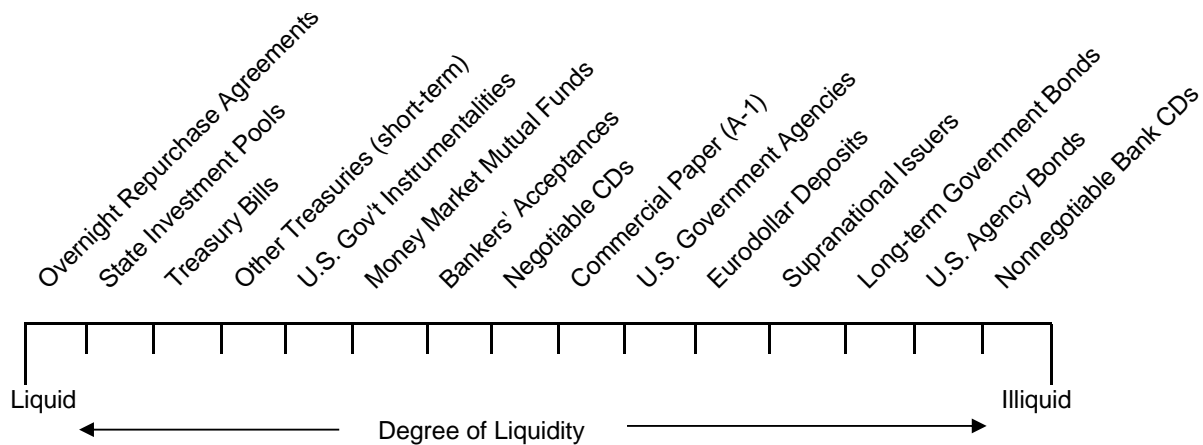
1. The World Bank (IBRD)
2. The International Finance Corporation (IFC)
3. The Inter-American Development Bank (IADB)
4. The African Development Bank (AfDB)
5. The Asian Development Bank (ADB)

### Key Investing Terms

**Credit Risk:** The risk to an investor that an issuer will default in the payment of interest and/or principal on a security.



**Liquidity:** An asset that can be converted easily and quickly into cash.



Distribution:

County Executive  
County Council  
County Auditor  
Chief Administrative Officer  
Office of Public Information  
Budget Director