



Investment Report March 31, 2021

Rafiu O. Ighile
Director of Finance
Department of Finance
3430 Court House Drive
Ellicott City, MD 21043

Department of Finance

Investment Report As of March 31, 2021

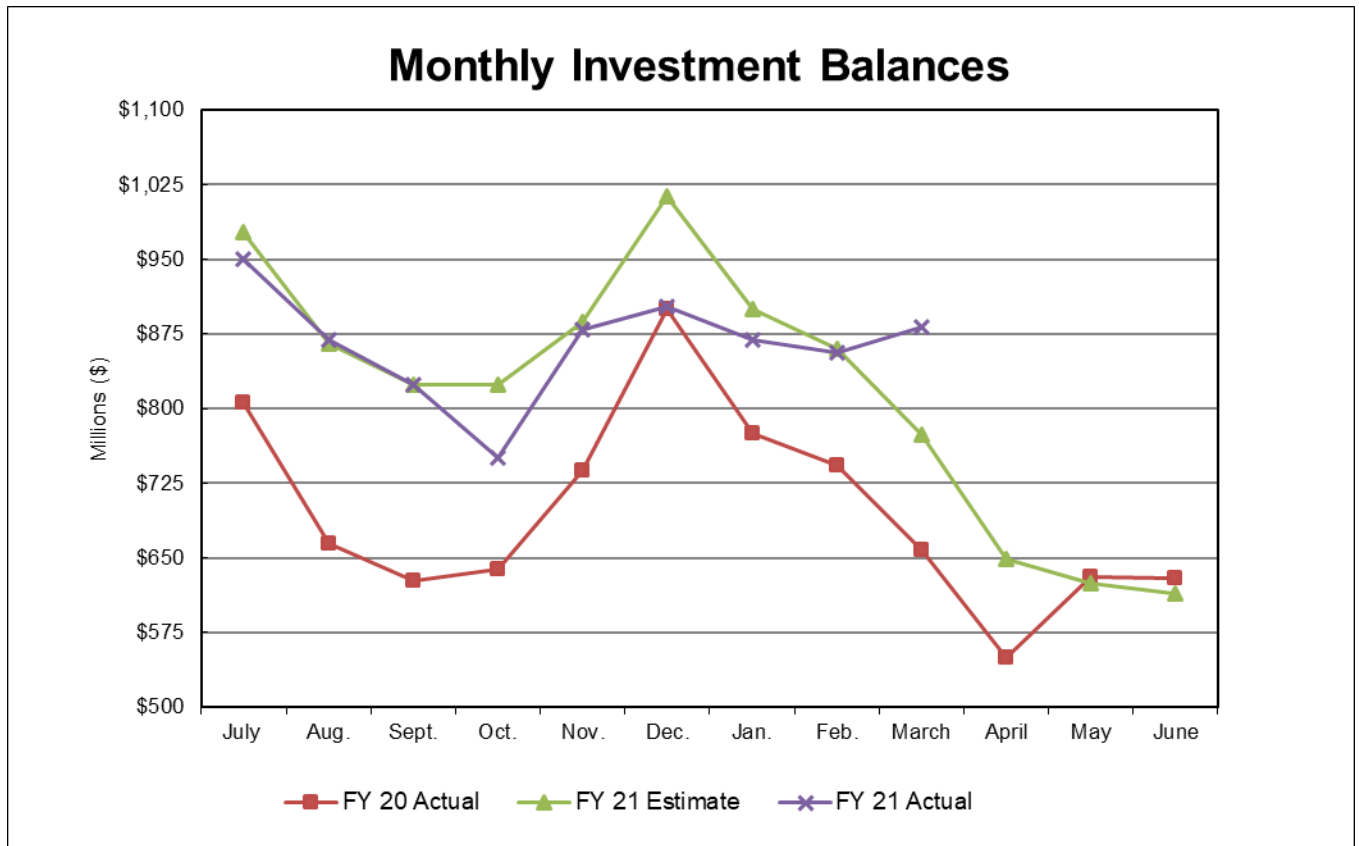
Investment Policy:

Howard County, Maryland invests public funds in a manner that will conform to all State of Maryland and County statutes governing the investment of public funds while meeting its daily cash flow demands and providing a return that most closely matches the three-month Treasury bill yield.

Summary of Portfolio Composition:

	<u>CURRENT MONTH</u>	<u>PRIOR MONTH</u>
General Fund	\$539,903,847	\$517,686,228
All Other Funds	<u>\$342,039,593</u>	<u>\$338,464,835</u>
Total Portfolio	\$881,943,440	\$856,151,062

The total portfolio balance increased by \$25.8 million from the previous month. This increase represents the strong property tax revenues collected, income taxes distributed by the State, and additional bond proceeds invested for the County's upcoming P3 milestone payment. The County did not break any investments this month and never has. The investment allocations as shown on page 4 were consistent with the County Investment Policy.

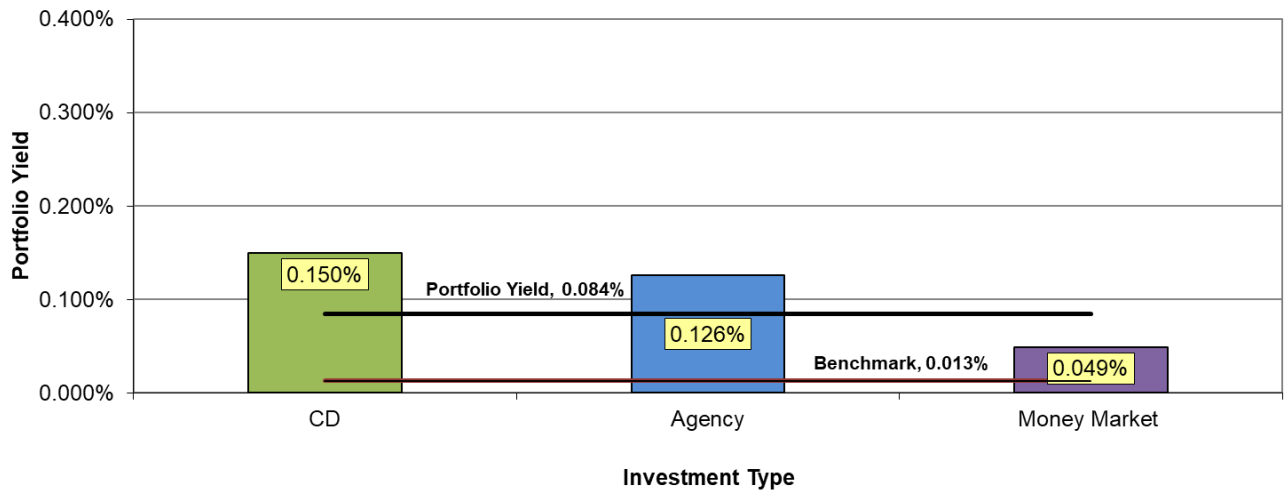


Analysis:

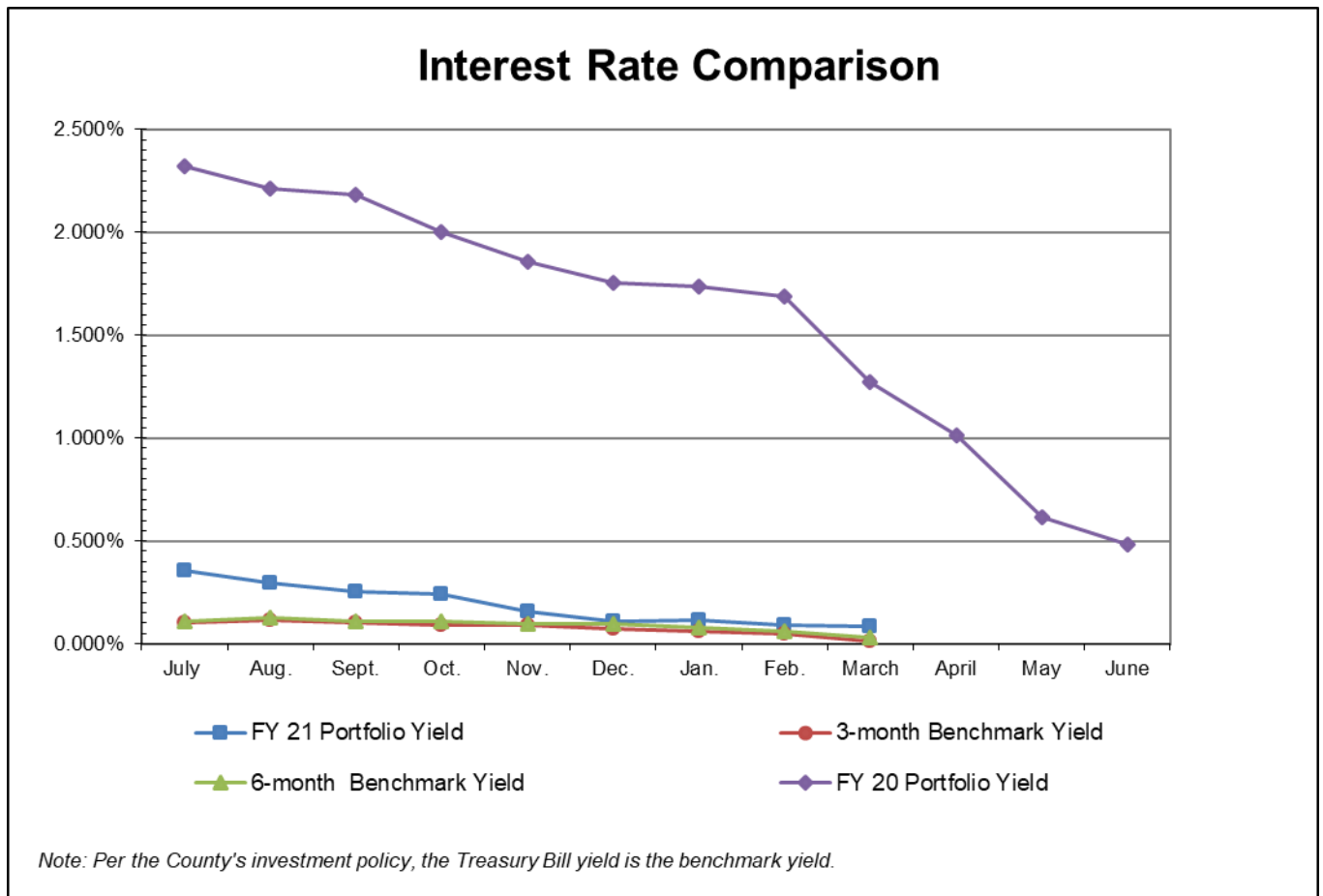
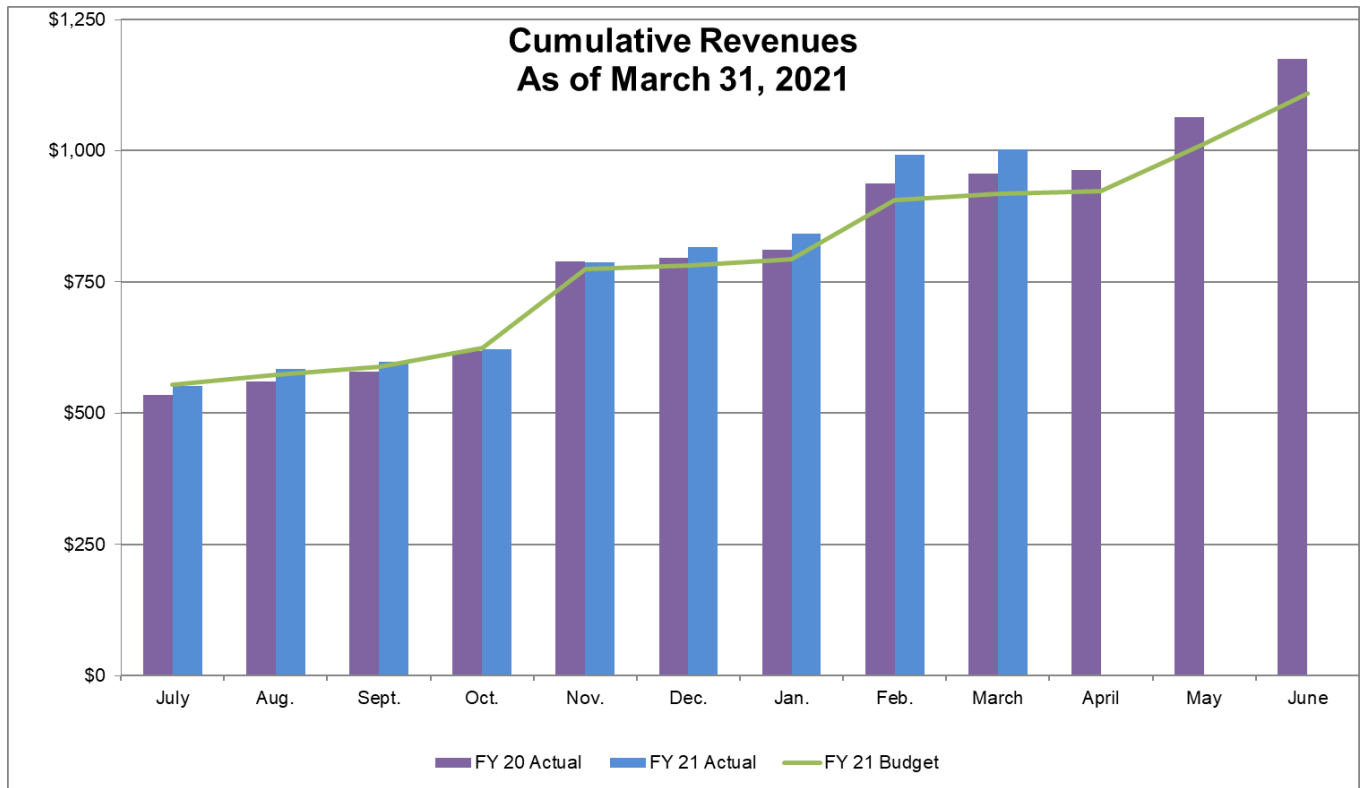
	<u>CURRENT MONTH</u>	<u>PRIOR MONTH</u>	<u>WEIGHTED AVERAGE FOR 3 MONTHS ENDING MARCH 31, 2021</u>
Portfolio yield	0.084%	0.093%	0.097%
Three Month Benchmark yield	0.013%	0.048%	0.040%

As of March 31, 2021, the average weighted maturity of the portfolio was 86 days.

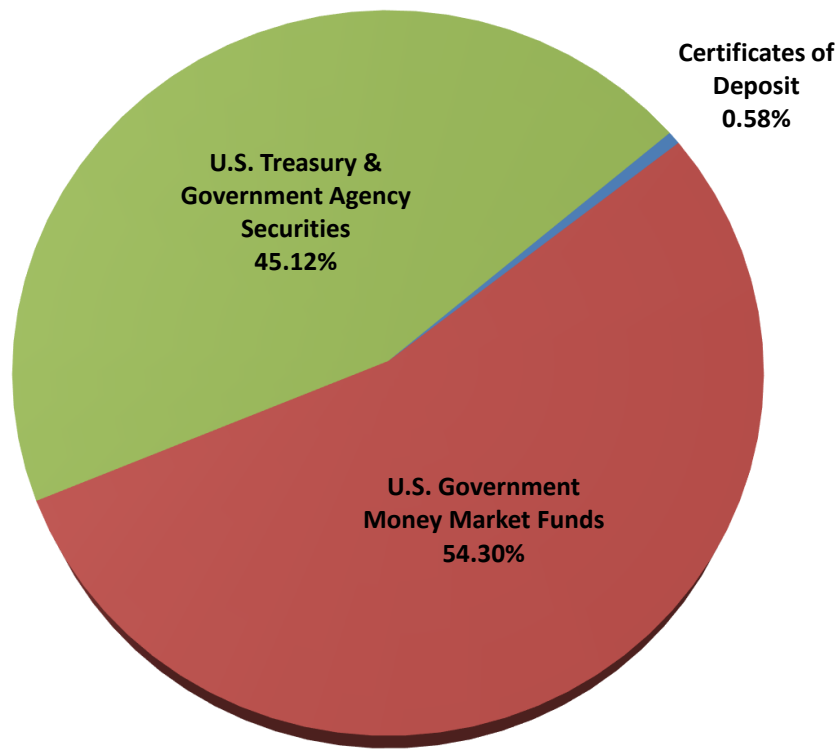
**Portfolio Yield at a Glance
March 31, 2021**



Current Market and Year-Over-Year Comparison:



Investment by Type as of March 31, 2021



See diversification schedule below

Diversification Levels for Authorized Investments

	Authorized Percentage	Actual Percentage ⁽²⁾	Actual Amount
U.S. Treasury & Government Agency Securities	90%	45.12%	397,890,188
Repurchase Agreements	90%	0.00%	-
U.S. Government Money Market Funds	60%	54.30%	478,903,776
Municipal Securities & Municipal Mutual Funds	40%	0.00%	-
Supranational Issuers	40%	0.00%	-
Commercial Paper	10%	0.00%	-
Certificates of Deposit	5%	0.58%	5,149,476
		<u>100.00%</u>	<u>881,943,440</u>

Diversification Levels for Authorized Brokers

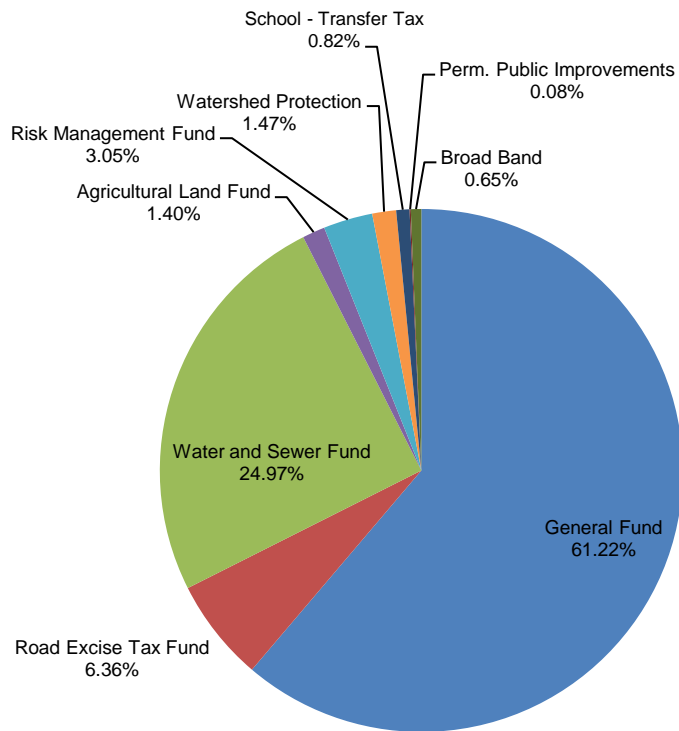
	Actual Percentage	(1) & (2)	Actual Amount
Cantor Fitzgerald	5.20%		45,854,516
Fulton Bank ⁽³⁾	0.57%		5,047,476
FHN Financial	8.54%		75,361,550
Harbor Bank ⁽³⁾	0.01%		102,000
Ramirez	5.75%		50,710,938
Raymond James Financial	4.06%		35,849,500
Piper Sandler & Co.	9.91%		87,394,313
Stifel, Nicolaus & Co.	3.99%		35,191,250
UBS Financial Services	7.66%		67,528,122
Goldman Sachs	14.35%		126,523,956
MD Local Government Investment Pool	39.95%		352,379,820
	<u>100.00%</u>		<u>881,943,440</u>

(1) Actual percentages cannot exceed 40% for any one broker or financial institution at the time of purchase.

(2) Due to rounding, percentages may not total 100%.

(3) Certificates of Deposit

**Investment by Fund
As of March 31, 2021**



	Investment Allocation As of 3/31/2021	FY 20 Interest Income* Actual	FY 21 Interest Income Budget	FY 21 Interest Income* As of 3/31/2021
General Fund	\$ 539,903,847	\$ 4,567,530	\$ 400,000	\$ 1,866,374
Road Excise Tax Fund	56,080,241	928,491	624,400	80,479
Water and Sewer Fund	220,177,835	3,061,863	1,800,000	791,912
Agricultural Land Fund	12,334,145	153,056	89,776	43,160
Risk Management Fund	26,866,147	302,684	165,000	84,969
Watershed Protection	13,002,808	205,259	100,000	38,036
School - Transfer Tax	7,203,000	270,328	-	16,032
Perm. Public Improvements	683,897	13,519	10,300	975
Broad Band	5,691,521	62,636	-	18,033
	<u>\$ 881,943,440</u>	<u>\$ 9,565,368</u>	<u>\$ 3,189,476</u>	<u>\$ 2,939,969</u>

* Reported on a budgetary basis.

Investment Schedule

Type	Book Value	Yield	Purchase Date	Term in Days	Maturity Date
Certificates of Deposit:					
Harbor Bank	102,000	0.150%	07/07/20	365	07/07/21
Fulton Bank	47,476	0.100%	12/05/20	365	12/05/21
Fulton Bank	5,000,000	0.150%	08/12/20	365	08/12/21
Total Certificates of Deposit	5,149,476	0.150%			
U.S. Government Money Market Funds:					
Goldman Sachs	126,523,956	0.040%	Various	-	On Demand
MD Local Govt Investment Pool	352,379,820	0.052%	Various	-	On Demand
Total Money Markets	478,903,776	0.049%			

Investment Schedule (Cont.)

Security Type	Purchase Price	Yield	Purchase Date	Call Date	Interest Date	Maturity Date
U.S. Treasury & Government Agency Securities:						
U.S. Treasury Note	25,278,320	0.165%	05/29/20	-	04/30/21	04/30/21
U.S. Treasury Note	24,992,519	0.079%	01/06/21	-	05/25/21	05/25/21
Federal Farm Credit Bureau	24,994,750	0.171%	05/29/20		05/26/21	05/26/21
Federal Home Loan Bank	10,196,500	0.179%	06/29/20		06/11/21	06/11/21
U.S. Treasury Note	24,997,156	0.035%	03/04/21		06/29/21	06/29/21
U.S. Treasury Note	49,994,313	0.035%	03/04/21		06/29/21	06/29/21
Federal Home Loan Bank	15,562,682	0.172%	06/30/20		06/29/21	06/29/21
Federal Home Loan Bank	24,989,000	0.170%	07/13/20		07/02/21	07/02/21
Federal Agricultural Mortgage Corporation	19,969,750	0.152%	07/24/20	-	07/22/21	07/22/21
U.S. Treasury Note	9,997,235	0.056%	02/26/21		08/26/21	08/26/21
U.S. Treasury Note	15,230,859	0.150%	07/10/20		08/31/21	08/31/21
U.S. Treasury Note	25,432,617	0.114%	07/31/20	-	10/31/20	10/31/21
U.S. Treasury Note	25,884,766	0.141%	07/29/20	-	05/15/21	11/15/21
Federal Home Loan Bank	16,979,206	0.155%	07/29/20		05/19/21	11/19/21
Federal Home Loan Bank	25,849,500	0.131%	07/29/20		06/10/21	12/10/21
U.S. Treasury Note	10,141,016	0.096%	12/24/20	-	07/31/21	01/31/22
Federal Farm Credit Bureau	10,000,000	0.100%	01/29/21	07/27/21	07/27/21	04/27/22
Federal Home Loan Mortgage Corporation	12,400,000	0.200%	11/30/20	05/28/21	05/28/21	11/28/22
Federal Farm Credit Bureau	25,000,000	0.220%	09/24/20	Anytime	03/15/21	03/15/23
Total U.S. Treasury & Govt Agency Securities	397,890,188	0.126%				
Total Investment Balance (Page 6 & 7)	881,943,440	0.084%				

Portfolio Yield **0.084%**

Benchmarks:

Three-month Treasury Yield **0.013%**
Six-month Treasury Yield **0.033%**
Money Market Funds Yield **0.049%**

Note: Per Howard County's Investment Procedures, securities with a final maturity greater than one year from the date of the report will provide a purchase price versus fair market value comparison. As of March 31, 2021, the following securities were valued at:

- Federal Farm Credit Bureau security maturing on 4/27/2022 was valued at \$9,990,800
- Federal Home Loan Mortgage Corporation security maturing on 11/28/2022 was valued at \$12,390,576
- Federal Farm Credit Bureau security maturing on 03/15/2023 was valued at \$24,982,500

The above report has been approved by:



Rafiu O. Ghile
Director of Finance

04/27/2021

Date

Notes to Investment Schedule

1. Certificates of Deposit and Repurchase Agreements

The County can only purchase Certificates of Deposit (CD's) from banks located in the State of Maryland. The banks currently holding CD's for the County are: Fulton Bank, Harbor Bank, and Sandy Spring Bank. The County currently maintains repurchase agreements with Cantor Fitzgerald and UBS Financial Services, Inc.

All certificates of deposit and repurchase agreements are collateralized at 102% of their cost plus accrued interest or FDIC insured. The collateral is held at Wells Fargo Bank.

2. Social Investing

The County invests in instruments offered by community and minority financial institutions. These financial institutions may not meet all of the criteria listed in the County's Investment Policy as authorized dealers and institutions. These institutions are: Fulton Bank and Harbor Bank. The County maintains a Certificate of Deposit with Fulton Bank for the Verizon Pole Agreement Surety Bond Requirements for the Department of Technology & Communication Services.

3. Agricultural Land Preservation Program

The County finances the acquisition of development rights to a parcel of agricultural property by entering into an installment-purchase agreement with the property owner. US Treasury Strips, purchased as part of the County's Agricultural Land Preservation program, will be used to match balloon payments to the property owner. The table below shows the detail information regarding the investment in Stripped Coupon U.S. Treasury Securities.

Maturity Date	Par Value ¹ Balloon Payment	Original ² Cost	Book Value ³ 6/30/2020
8/15/2020	2,275,000	201,816	2,251,995
8/15/2020	7,385,000	735,117	7,312,800
2/15/2021	1,510,000	146,510	1,437,626
2/15/2021	4,626,000	444,639	4,402,230
8/15/2021	1,115,000	120,697	1,023,129
8/15/2021	2,580,000	253,144	2,359,270
8/15/2023	3,359,000	362,503	2,641,116
8/15/2023	6,928,000	854,220	5,502,733
2/15/2025	374,000	66,011	283,950
2/15/2025	183,000	27,404	135,068
2/15/2026	3,950,000	560,900	2,714,744
8/15/2026	1,295,000	175,073	850,341
11/15/2027	2,158,000	478,644	1,394,558
Total	\$ 37,738,000	\$ 4,426,679	\$32,309,560
¹ Purchase price plus accrued interest at maturity			
² Purchase price			
³ Purchase price plus accrued interest as of 6/30/20			

Types of Investment Instruments

Bankers Acceptances (BA's): Financial transactions involving the import or export of goods. A bank agrees to lend money to an importer to finance the purchase of goods. The bank then sells this agreement to an investor (the County) who receives compensation in the form of interest.

Characteristics:

1. Very safe: There has never been a BA failure in their history
2. Can only purchase BA's from banks rated A1 or P1
3. Three guarantees back this investment:
 - a. Obligation to pay by the importer
 - b. Guarantee from the accepting bank
 - c. The goods themselves
4. Maturities less than 180 days
5. Generally higher yielding than Repos

Restrictions: The County currently does not purchase Japanese BA's.

Certificates of Deposits: A time deposit with a specific maturity evidenced by a certificate. All deposits held in minority or community banks.

Money Market Funds: Current holdings include the Maryland Local Government Investment Pool (MLGIP) and Goldman Sachs. MLGIP is designed to provide all local government units of the State an investment vehicle for the short-term investment of funds. The County's cash in these money market funds is obtainable on demand.

Repurchase Agreement (Repo): An investment contract involving the temporary transfer of ownership of U.S. Government securities between a broker and an investor (the County). A broker agrees to sell U.S. Treasury or Government Agency Securities to the County and agrees to repurchase them at a fixed price on a fixed date. The County receives the original purchase price and compensation in the form of interest on the maturity date.

Characteristics:

1. Very safe: only collateralized U.S. Government securities
2. Very flexible: maturities from one day to one year
3. Higher yields than purchasing securities outright

U.S. Treasury and Government Agency Securities: Considered the safest investments in the world. The U.S. Government and its agency issue these securities to finance their operations. Maturities range from three months to 30 years, however, the County, per our investment policy, is limited to five-year maturities.

Characteristics:

1. Very safe
2. Very liquid: can be sold very easily

Main Agency issuers:

1. Federal Farm Credit Bank (FFCB)
2. Federal National Mortgage Association (FNMA)
3. Federal Home Loan Bank (FHLB)
4. Federal Home Loan Mortgage Corporation (FHLMC)
5. Federal Agricultural Mortgage Corporation (FAMC)

Commercial Paper: Per the County's investment policy, must have minimum rating of A1, P1 or F1 from the credit rating agencies.

Supranational Issuer: An international development institution that provides financing, advisory services, or other financial services to the institution's member countries to achieve the overall goal of improving living standards through sustainable economic growth; and is rated in the highest credit rating category by a nationally recognized statistical rating organization.

Characteristics:

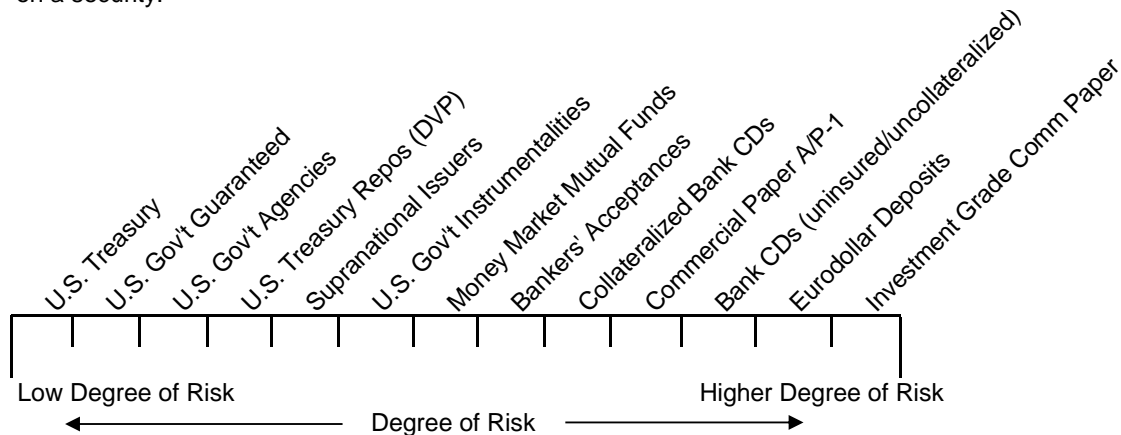
1. Very safe
2. Can only purchase Supranational Issuers from primary dealers

Main Agency issuers:

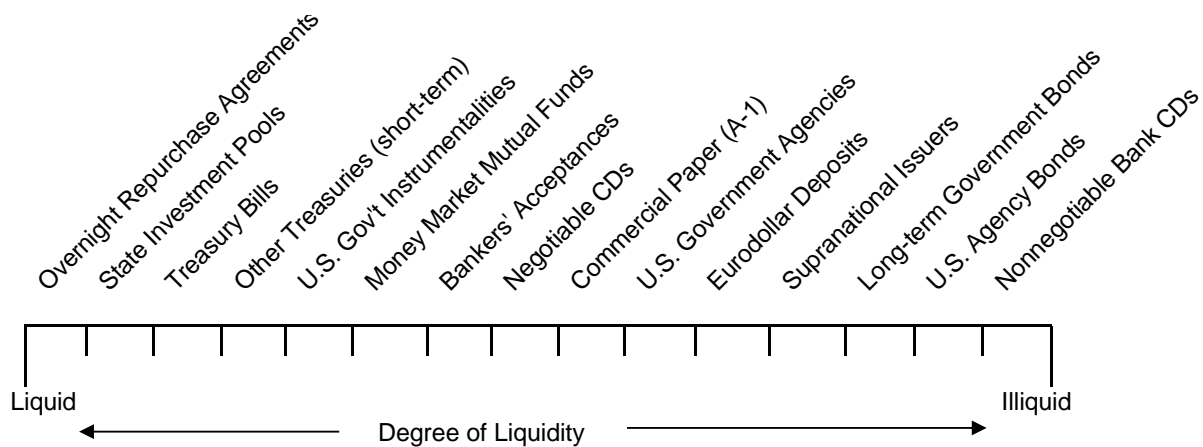
1. The World Bank (IBRD)
2. The International Finance Corporation (IFC)
3. The Inter-American Development Bank (IADB)
4. The African Development Bank (AfDB)
5. The Asian Development Bank (ADB)

Key Investing Terms

Credit Risk: The risk to an investor that an issuer will default in the payment of interest and/or principal on a security.



Liquidity: An asset that can be converted easily and quickly into cash.



Distribution:

County Executive
 County Council
 County Auditor
 Chief Administrative Officer
 Office of Public Information
 Budget Director